


Conventional Audible Visual Devices

Sounders with supplementary light indicator

> Product Overview

KAC's conventional Sounder Beacon is ideal for applications where a sounder is required as the primary method of alarm, but a supplementary light indicator would also be of benefit. The product features a new folded horn design, LED technology and advanced optics, providing outstanding sound output and supplementary light indication at very low current draw. The ENscape sounder beacon delivers outstanding quality, reliability and extended operational life, making it the ideal choice for a wide range of applications.



ENscape Sounder Beacon Benefits

> Simple, Fast, Flexible Installation

- Modern design and aesthetics eliminates the need for device orientation.
- First fix capability allows electrical continuity testing prior to device fitting.
- Deep base option with multiple cable entries for flexible installations.
- Designed with full range of common fixing centres.
- Positive fit engagement & feedback of base with device for easy installation.

Universal Device

- Suitable for wall and ceiling mount applications.
- Available in red or white body colours with red or amber lens.
- Range of installation and base options, for indoor and applications up to IP65.

Outstanding Performance

- Approved to EN54-3 for sound.
- Global tone set: 32 approved tones including bell tone.
- LED technology & advanced optics provides light indication at very low current draw.
- Synchronisation of flash and sound.
- Red or Amber light flash
- Operates on 12V and 24V systems, making the range suitable for use in security applications.

Quality & Reliability

- Independently approved to all relevant standards:
 - Manufacturing: Constructive Products Regulation (CPR)
 - Product performance: EN54-3 for sound
 - Environmental : RoHS, WEEE

> Introducing the Range

Device	Approvals		Body Colour		Flash Colour		Installation Options		Lens Colour	Environmental Compliance
	EN54-23	EN54-3	Red	White	Red	White	Standard Device	First Fix	Red or Amber	RoHS/ WEEE
ENscape Sounder/Indicator	x	✓	✓	✓	✓	x	✓	✓	✓	✓

> This product is not approved to EN54-23 (Visual Alarm Device) and must not be used as a visual alarm device to provide a primary warning notification of fire.

Sounder Beacons – Technical Specification

Electrical Specification

Operating Voltage:	12 to 29 VDC
Current consumption, average:	22mA @ 29VDC (Tone 7)

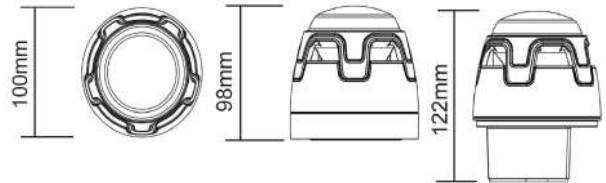
Mechanical Specification

Body colour:	Red / White
Sound Output, maximum:	107dB(A) @1m (Tone 23)
Number of Tones:	32 and includes a bell tone.
<i>Full tone table available on website & installation manual</i>	
Volume setting:	High or medium
Synchronisation:	Automatically at power on
Cable Terminal Size:	0.5 - 2.5mm ²
Material Lens/Body:	Flame retardant PC/ABS
Gross Weight: Standard device:	236g (low profile), 242g (deep / IP65)
First Fix option:	246g (low profile), 252g (deep / IP65)


Environmental Specification

Operating Temperature:	-25°C to 70°C
Relative Humidity:	93% ±3%, non condensing
Ingress Protection:	IP21C - low profile base IP65 – deep base
For RoHS & WEEE	Please visit www.kac.co.uk

Dimensions







Wiring Options



First Fix Device

Standard Device Connections

Out of Box Contents:

ENscape Sounder Beacon	Standard Device	First Fix Option	Deep / IP 65 Option	Deep / IP 65 & First Fix Option
 Sounder beacon including selected base	✓	✓	✓	✓
 P pack (includes terminal block & continuity link)	✗	✓	✗	✓
 O Ring for IP65 Sealing	✗	✗	✓	✓
 Installation data sheet	✓	✓	✓	✓

Accessories:

Low Profile Bases	Deep Bases	IP and Earthing Kits	Electrical Items
CSR – Red low profile base, pack of 5	CWR – Red deep / IP 65, pack of 5	PS 189 – Deep base gasket, pack of 5	SCO77- Terminal block, pack of 5
CSW – White low profile base, pack of 5	CWW – White deep / IP 65 base, pack of 5	PS 188 - Deep base O Ring, pack of 5	SCO78- Installer link, pack of 5
		SC076 - Earth strap, pack of 5	

Order Information:

Code	Body Colour	Flash Colour	Base Option	Install Option	Lens Colour	Example Part No.
CWSS	R=Red	R=Red	S=Low Profile	7=Standard Fix	R=Red	CWSS-RB-S7
	W=White		W=IP65/Deep	8=First Fix	A=Amber	CWSS-WA-W8



> Learn More: kac.co.uk