

# MAXPRO<sup>®</sup> ACCESS MPA2 & MPA4

## Access Control Solution

The Honeywell MAXPRO Access MPA2 and MPA4 controller provide intelligent, flexible, and scalable cloud-based and web-based access control at the edge.



MAXPRO Access MPA2 or MPA4 enables users to securely manage their system anywhere there's an Ethernet/Internet connection—with no dedicated PC or software costs. The user-friendly design (Push-in connectors and RJ45 'Click 'n Done' approach) makes it simple to install and easy to operate and maintain.

The MPA Controller gives you all the benefits of traditional access control, such as helping you secure doors, manage employee access and manage sites remotely. It also lets you pull reports easily to meet compliance requirements. With a browser-based interface, your learning curve and training times are significantly decreased. No dedicated software is required—simply log on and you're ready to go, securely—from the office or anywhere. You can manage MPA using the embedded browser, MAXPRO<sup>®</sup> Cloud's secure cloud infrastructure, or WIN-PAK<sup>®</sup>'s integrated security suite.

MAXPRO<sup>®</sup> Access MPA has been developed with an installer-friendly design that easily adapts to existing IT infrastructure and methods, reducing installation and support costs. So as your system grows, MPA grows with you.

## FEATURES AND BENEFITS



### INCREASED PRODUCTIVITY

New, faster, and more intuitive user interface reduces install time, training time and improves operational efficiencies

Embedded browser for smaller installs is simple and easy to use with no additional software required

Multi-site Access management for global credentials is made easy with MAXPRO Cloud

Compatible with WIN-PAK on premise software or MAXPRO Cloud for advanced features such as video and intrusion integration, mobile credentials, advanced reporting and rules



### FASTER INSTALLATION

Device Utility App allows for fast and easy initial set up and host mode selection via BLE

Standard power supply connection or Power over Ethernet (PoE+) connectivity  
RJ45 Click & Done connectivity for doors and readers reducing install time and cabling costs

Built-in Fire Input override requires no additional relays, giving easy escape routes and first responder access

Network cascade feature provides easy ethernet hopping between panels

Built-in OSDP Reader manager for fast and easy addressing of OSDP readers



### LOWER COST OF OWNERSHIP

Designed to scale with your business, single to multi-site without replacing hardware  
Cloud ready access panel for multi-site integrated systems  
Multi-site f/w management via cloud to keep panels secure and up-to-date

Supports existing Wiegand hardware and OSDP ready for secure reader upgrades  
Mobile credential deployment via MAXPRO Cloud and WIN-PAK



### ENHANCED SECURITY

256-bit AES and TLS 1.2 encrypted communication between panel and hosts (Browser, MAXPRO Cloud and WIN-PAK)

Card-to-Cloud secure ensuring multi-site secure installations  
Security certificate capability ensures secure and trusted connections to the panel  
128-bit AES Encrypted bi-directional reader-to-panel communication (OSDP V2)  
Fire relays and panel tamper switch notifications to host software



### FLEXIBLE 3-IN-1 CAPABILITY


Embedded web browser, MAXPRO cloud, or WIN-PAK from one panel provides flexible install options

Fully scalable from small basic access control for a single site up to multi-site, enterprise level access control deployments  
Compatible with existing NetAXS installations for easy replacement and expansions


**Honeywell**

## ENCLOSURE OPTIONS

### MPA STANDARD METAL ENCLOSURE

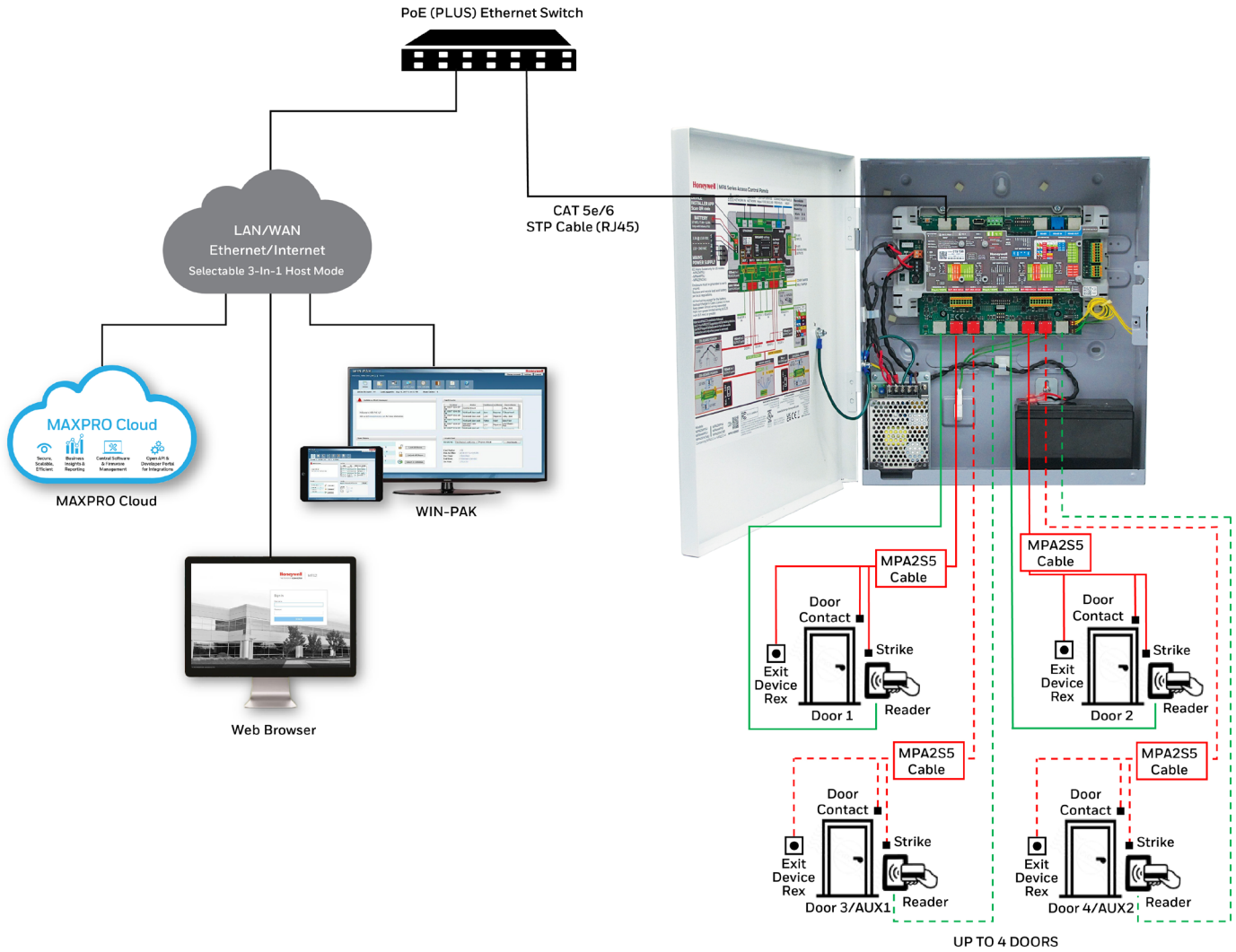


- 1 Multiple Knock-Out Holes at Top, Side and Bottom
- 2 All-in Smart Control Panel (MPA2C3, MPA2C3-4)
- 3 Panel Door Tamper
- 4 12 V Battery Backup
- 5 Off-Wall Tamper
- 6 13.8 V/45 W Primary Power Supply
- 7 Main Input IEC 110/240 VAC Socket (USA only)
- 8 Door Removal for Easy Wall Mounting and Cabling
- 9 Panel Door Grounding Point
- 10 Multiple Tie-Down Points



- 1 FACP Fire Input
- 2 Four Software Controllable Voltage-Free Contacts for External Devices
- 3 Door /Aux Push-In Connections for Standard Door Wiring
- 4 RJ45 Click & Done Reader/Door Connectivity OSDP or Wiegand See Table 1 - OSDP Addressing Inside
- 5 Bluetooth Quick Set-Up
- 6 Hosted On-Premise WIN-PAK or MAXPRO Cloud
- 7 Cascade Ethernet Hopping

# MAXPRO® ACCESS - MPA2 & MPA4



**TABLE 1. MPA2 READER/DOOR CONFIGURATIONS**

Configuration		Wiegand		OSDP Reader Addresses		OSDP BUS
Doors	Direction	MPA2	MPA4	MPA2	MPA4	
<b>Door 1</b>	IN	Reader 1 (A)	Reader 1	1	1	OSDP1
	OUT	Reader 1 (B)	–	2	2	
<b>Door 2</b>	IN	Reader 2 (A)	Reader 2	1	1	OSDP2
	OUT	Reader 2 (B)	–	2	2	
<b>Door 3</b>	IN	–	Reader 3	–	3	OSDP1
	OUT	–	–	–	4	
<b>Door 4</b>	IN	–	Reader 4	–	3	OSDP2
	OUT	–	–	–	4	

# MAXPRO® ACCESS - MPA2 & MPA4

TABLE 2. MPA2 AND MPA4 TECHNICAL SPECIFICATIONS		
	Specifications	MPA2C3 & MPA2C3-4 / MPA2MPSU & MPA4MPSU
<b>Communications</b>	Built-in Communication Options	Ethernet; RS-485; USB-C (for direct WEB Mode, requires USB driver for PC)
	Controller Loop Capability	EVL network: 16 MPA2/MPA4/MPA2-Rel1/NetAXS123 panels (1+15) <sup>(1,2)</sup> RS-485: 9 MPA2/MPA4/MPA2-Rel1/NetAXS123 panels (1+8)
	Network Cascade	Use Secondary Ethernet port for Ethernet hopping to connect next panel <sup>(3)</sup>
	Bluetooth Low Energy	For initial setup only, using Honeywell Device Utility App on mobile devices
<b>Readers/Doors</b>	Door/Reader Capacity	MPA2C3: 2 doors - 4 readers IN/OUT Wiegand and OSDP mode MPA2C3-4: 4 doors - 4 only IN readers in Wiegand mode MPA2C3-4: 4 doors - 8 IN/OUT readers in OSDP mode
	Expandability	Expandable to 36 doors/72 readers per RS-485 controller loop <sup>(1,2)</sup>
	Reader Compatibility	Wiegand protocol support (default), selectable to OSDP:V2 protocol support. Mix of Wiegand and OSDP readers possible
<b>Outputs</b>	Number of Door (or Door Aux) Outputs	4 SPDT (jumper selectable NO or NC contact) output Rated 3 A at 30 Vdc per push in terminal block Rated 500 mA at 30 Vdc per RJ45 Rated 500 mA at 12Vdc per RJ45 and limited at 750 mA at 12 Vdc per 2 RJ45 (Self-powered from panel)
	Number of Auxiliary Outputs	4 SPST NO outputs (NC selectable in software) rated at 3 A at 30 Vdc per contact
	Relay Power Source	Selectable: 12 Vdc self-powered source or 0 Vdc to 30 Vdc externally supplied source
<b>Inputs</b>	Number of Inputs	16 (+8) Configurable four-state supervised input points Factory default settings: Status, REX, Reader Tamper A, Reader Tamper B and 8 Auxiliary inputs
	Panel Tamper	Panel door, Off-wall and Back tamper/External tamper
	FACP (Fire) Input	One supervised normally open contact or reversed polarity triggered Fire input forces all 4-door outputs in fail-safe state, releasing fail-safe locking devices and unlocking all connected doors for escape / evacuation purposes. Hardware solution overrides any software or controlled setting
<b>Power Inputs</b>	Standard Power Supply Unit from Metal Enclosure	100 Vac to 240 Vac, 50/60 Hz input provides 13.8 Vdc at 3.3 A
	Socket for Hardware AC input (IEC)	MPA2MPSU and MPA4MPSU, MPA2ENCMU only
	Controller Power Input	10 to 19 Vdc, Typical 13.8 Vdc (standard power supply from metal enclosure)
<b>Power Outputs</b>	Power for Locking Devices and Other Peripherals	12 Vdc, up to 750 mA per two door outputs for locking devices Total power output from panel to devices: 3 A at 12 Vdc
	Backup Battery System	12 Vdc, 7 to 12 Ah battery
<b>Enclosure</b>	Material	Metal
	Wiring Holes/Knockouts	25 Aligned holes
<b>Installation</b>	Removable Terminal Blocks	Power supply, battery, fire input, push-in for all door peripherals and auxiliary inputs and outputs
	Graphic Wiring Info Cards	On controller separate 2- and 4-door color-coded information card Door label for additional wiring instructions
	RJ45 Terminals	Reader ports, door peripherals (use with MPA2S5), RS-485 busses, 2 Ethernet ports
<b>System Information</b>	Real Time Clock	Geographical Time Zone support, Daylight Savings Time support
	Clock Synchronization	Yes: via NTP Network Server or via Cloud or Host Software
	Processor	NPX i.MX6
	System MTBF	250,000 hours
	Temperature Ratings	Operating: -10°C to 45°C (14°F to 113°F) Storage: -40°C to 85°C (-40°F to 185°F)
	Humidity	5 % to 96 %RH non-condensing
Certifications and Approvals	EMC/CE and FCC compliant; UL 294 Listed	

(1) RS-485 supported in WIN-PAK mode and in stand-alone Web mode. EVL supported in stand-alone mode.

(2) RS-485 panel loop: A total of 9 (1+8) MPA2 (version 1.03.37 or higher) and NetAXS123 (version 6.01.12 or higher).

Panels may be combined in a controller loop for a maximum of 123 Doors. NetAXS-4 panels cannot be used with an EVL.

When mixing MPA2 rel3, MPA2 rel1, and NetAXS123 controllers, MPA2 rel3 must be the primary panel and the panel loop must be RS-485.

(3) MPA2 panel in Network Cascade mode does not allow downstream panel configurations and is always a primary panel.

# MAXPRO® ACCESS - MPA2 & MPA4

TABLE 2. MPA2 AND MPA4 TECHNICAL SPECIFICATIONS CONTINUED		
	Specifications	MPA2C3 & MPA2C3-4 / MPA2MPSU & MPA4MPSU
<b>Physical</b>	Dimensions	14.1 inch (360 mm) × 16.1 inch (410 mm) × 4.3 inch (110 mm)
	Weight	14 lbs (7.8 kg) approx. (US battery included) 5.8 kg (EU/UK battery not included)
<b>LEDs</b>	Status LEDs	Seven visible LEDs: POE LED, main LED, 2 battery LEDs, Bluetooth low energy LED, RUN LED and FACP (Fire) LED Eight Relay status LEDs 26 LEDs on RJ45 connectors: communication, reader mode, reader communication, door peripheral states
<b>Host</b>	Software/Platform	MAXPRO® Cloud, WIN-PAK® XE/SE/PE/CS (ver 4.9.3 and higher), Integrated web browser
	MPA2C3(-4) as Primary Panel	Supported downstream panels include MPA2 (rel1 and rel3), MPA1.4 and NetAXS123 <sup>(1,2)</sup>
	MPA2C3(-4) as Secondary Panel	Can only be hosted by MPA2 Rel3 (MPA2C3 or MPA2C3-4 panel) <sup>(1,2)</sup>
<b>Door Control</b>	Door Control Modes	Card only; PIN only; card or PIN; card and PIN; door lockdown; disabled door; supervisor mode; escort mode Limited use card; expire on date; first card rule; snow day rule; Time Zone toggle; anti-passback; duress <sup>(4)</sup>
	Interlocks for Customer Actions	Yes - on same panel
	Anti-passback Capability	Local and within RS-485 downstream panels; hard and soft APB available
<b>Cards and Database</b>	Card and Event Buffer Capacity	Panel Stand Alone - 100,000 / Panel in Hosted Solution - Host Dependent
	Firmware Revision	Firmware updates from any host or web browser
	Offline Database Backup	Card and configuration databases
	Export Capabilities	Card database; alarms and events (CSV format) <sup>(4)</sup>
	Card Formats	12 default; up to 128 card formats customizable <sup>(4)</sup>
	Maximum Card Format Size	75-bit (maximum card # - 64-bits) <sup>(4,5)</sup>
	Site Codes	Eight
	Access Levels	Panel Stand Alone- 65535 / Panel in Hosted Solution - Host Dependent
	Time Zones	127 <sup>(4)</sup>
	Holidays	255 <sup>(4)</sup>
<b>Reporting and Analysis</b>	Reports	Integrated web browser reports (Extended reporting Via MAXPRO Cloud & WIN-PAK)
	Import/Export of Card Database	Yes
	Alarm/Event Export	Yes
<b>Web</b>	Supported Browsers	Google Chrome

(1) RS-485 supported in WIN-PAK mode and in stand-alone Web mode. EVL supported in stand-alone mode.

(2) RS-485 panel loop: A total of 9 (1+8) MPA2 (version 1.03.37 or higher) and NetAXS123 (version 6.01.12 or higher).

Panels may be combined in a controller loop for a maximum of 123 Doors. NetAXS-4 panels cannot be used with an EVL.

When mixing MPA2 rel3, MPA2 rel1, and NetAXS123 controllers, MPA2 rel3 must be the primary panel and the panel loop must be RS-485.

(3) MPA2 panel in Network Cascade mode does not allow downstream panel configurations and is always a primary panel.

(4) When using WIN-PAK software, this feature may have limitations.

(5) Suitable for handling the 75-bit transparent card format of PIV, TWIC and FRAC cards.



# MAXPRO® ACCESS - MPA2 & MPA4

**TABLE 4. ORDERING INFORMATION**

Solution	Description
<b>MPA2MPSU *</b>	MPA2 - 2 doors, controller & metal encl, PSU, includes: (2) MPA2RJ, (2) MPA2S5, (1) MPA2BAT7 (US)
<b>MPA4MPSU</b>	MPA4 - 4 doors, controller & metal encl, PSU, includes: (4) MPA2RJ, (4) MPA2S5, (1) MPA2BAT7 (US)
Accessories	Description
<b>MPA2C3</b>	All-in smart access control panel only
<b>MPA2C3-4</b>	All-in smart access control panel only, 4-door licensed
<b>MPA2ENCMU</b>	MPA2/4 – metal enclosure + PSU (NAM)
<b>MPA2RJ</b>	RJ45 to 8-screw terminal block
<b>MPA2S5</b>	S5 suppressor/supervisory cable
<b>MPA2BAT7</b>	7Ah lead acid battery, 12 V

\* Available late 2023. If a 2 door solution is needed immediately, please order SKU# MPA1002U-MPS

## For More Information

[buildings.honeywell.com/security](https://buildings.honeywell.com/security)

## Honeywell Commercial Security

715 Peachtree St NE  
Atlanta, GA 30308  
1.800.323.4576  
[www.honeywell.com](https://www.honeywell.com)

MAXPRO and WIN-PAK is a trademark or registered trademark of Honeywell International Inc. in the United States and other countries.  
HBT-SEC-MPA2MPA4-01-US-EN(0523)DS-IL  
© 2023 Honeywell International Inc.

**THE  
FUTURE  
IS  
WHAT  
WE  
MAKE IT**

**Honeywell**