



Leaders in Life. Safety. Technology

Product Catalogue 2020

Subject to change without notice

Conventional Fire Alarm Control Panels	4	Emergency Warning Systems	20
CFP - 16 SERIES AGENT RELEASE PANEL	4	FIRE FIGHTER TELEPHONE SYSTEM.....	20
CFP-16 PANEL ACCESSORIES.....	5	DIGITAL VOICE COMMAND	21
ONYX AFP-3030 ADDRESSABLE FIRE ALARM CONTROL PANEL.....	6	UNP - UNIFIED NOTIFICATION PLATFORM.....	22
NOTI-FIRE-NET NCA-2 - NETWORK CONTROL ANNUNCIATOR.....	6	DA SERIES BUILDING OCCUPANT WARNING SYSTEM.....	23
ONYX AFP-3030 LOOP (SLC) MODULES.....	7	SP SERIES SPEAKERS.....	24
AFP-3030 ANNUNCIATORS	7	HONEYWELL AV AS7240.24 CERTIFIED SPEAKERS.....	24
NOTI-FIRE NET NETWORKING MODULES	8	INSTALLATION TOOLS.....	25
ONYX AFP-3030 ACCESSORIES	8	CONVENTIONAL AUDIO VISUAL ALARM DEVICES	26
NOTIFIER ONYXWORKS™ WORKSTATION.....	9	HAZARDOUS AREA NOTIFICATION APPLIANCES.....	27
ONYX FIRSTVISION™	9	Agent Release Equipment	29
Integration	9	FIRE BELLS.....	29
INTEGRATION - NOTI-FIRE-NET GATEWAYS.....	10	AGENT RELEASE MODULE.....	29
CONVENTIONAL DETECTORS	11	AGENT RELEASE LOCAL CONTROL STATION (LCS)	29
Conventional Detectors	11	ILLUMINATED WARNING SIGNS	30
ADDRESSABLE CLIP PROTOCOL DETECTORS	13	OTHER WARNING SIGNS.....	30
SWIFT (SMART WIRELESS INTEGRATED FIRE TECHNOLOGY)	13	CONVENTIONAL MANUAL CALL POINTS.....	31
Addressable Detectors	13	Ancillaries	31
ADDRESSABLE FLASHSCAN PROTOCOL DETECTORS	15	ADDRESSABLE MANUAL CALL POINTS	32
Addressable Detectors	15	HAZARDOUS AREA MANUAL CALL POINTS	32
DETECTOR ACCESSORIES.....	16	MAGNETIC DOOR HOLDERS.....	33
REMOTE INDICATORS.....	17	FLAME DETECTORS.....	34
ADDRESSABLE FIELD I/O MODULES	18	Flame Detection	34
Addressable Modules	18	FLAME DETECTORS.....	35
ADDRESSABLE FIELD INPUT & OUTPUT MULTI-MODULES.....	19	XCD GAS DETECTORS.....	35
FLASHSCAN PROTOCOL.....	19	Gas Detection	35
I-2000 - EMERGENCY WARNING AND COMMUNICATION SYSTEM	20	FIBRE OPTIC LINEAR HEAT DETECTION	36
		GENERAL PURPOSE LINEAR HEAT DETECTION.....	36

Linear Heat Detection	36	Installation Cable	51
HARSH AREA LINEAR HEAT DETECTION	37	INTRINSICALLY SAFE BARRIERS & ISOLATORS	52
VESDA DETECTORS	38	SURGE SUPPRESSION MODULES	52
Aspirated Smoke Detection	38	I.S Barriers & Surge Suppression	52
VESDA DETECTORS	39	GENERIC	53
VESDA-E PRODUCT OVERVIEW	39	POWER SUPPLIES	53
NOTIFIER INTELLIGENT VESDA DETECTORS	40	NFS 2-8 SERIES FACP	53
NOTIFIER INTELLIGENT VESDA DETECTORS	41	IFS-2600 SERIES FACP	53
VESDA DETECTORS	42	CFP-16 SERIES FACP	53
VESDA ACCESSORIES	42	AM-1010/ AFP-2020 SERIES FACP	53
REMOTE UNITS	42	Spare Parts	53
FAAST ADDRESSABLE ASPIRATED SMOKE DETECTORS	43	AFP-2800 SERIES FACP	54
ASPIRATED DETECTOR PIPE & FITTINGS	44	AFP-3030 SERIES PANEL	54
ASD ENVIRO PIPE - BLACK*	44	DA SERIES BUILDING OCCUPANT WARNING SYSTEM	54
Aspirated Smoke Detection	44	I-2000 EWIS	55
OSID OPEN AREA DETECTION	45	VESDA	56
OSID Open Area Detection	45	OSID	56
NPS SERIES POWER SUPPLY	46	IECEX HAZARDOUS AREA CLASSIFICATION:	57
BATTERIES	46	ZONES	57
Power Supplies & Batteries	46	TYPE OF PROTECTION	57
SOLO TEST KITS	47	Information	57
SOLO AEROSOLS	47	APPARATUS GROUP	59
Detector Test & Removal Equipment	47	TEMPERATURE CLASS	59
OTHER DETECTOR TEST & REMOVAL EQUIPMENT	48	INGRESS PROTECTION (IP)	59
MODULE ENCLOSURES	49	NEMA ENCLOSURE TYPES TO IEC CLASSIFICATION	59
CABINET SURROUNDS	49	CABINET PAINT CODES	59
Enclosures & Mounting Chassis	49	FLAME DETECTOR SELECTION GUIDE:	60
MOUNTING CHASSIS & BRACKETS	50	FLAME DETECTOR APPLICATION GUIDE:	60
INSTALLATION CABLE	51	GAS DETECTOR APPLICATION GUIDE:	61
		TERMS AND CONDITIONS OF SALE	62
		Index	65

CFP - 16 SERIES FIRE ALARM CONTROL PANEL



Part #	Description
CFP-16/650-8Z-PS5	8 zones fitted with NPS-5 in CAB650
CFP-16/650-8Z-PS11	8 zones fitted with NPS-11 in CAB650
CFP-16/650-5DA30	8 zones fitted with NPS-5 and DA-30 OWS in CAB650
CFP-16/650-11DA30	8 zones fitted with NPS-11 and DA-30 OWS in CAB650
CFP-16/650-5DA60	8 zones fitted with NPS-5 and DA-60 OWS in CAB650
CFP-16/650-11DA60	8 zones fitted with NPS-11 and DA-60 OWS in CAB650
CFP-16/650-11DA120	8 zones fitted with NPS-11 PSU and DA-120 OWS in CAB650
CFP-16/900-8Z-PS11	8 zones fitted with NPS-11 in CAB900
CFP-16/900-11DA30	8 zones fitted with NPS11 and DA-30 OWS in CAB900
CFP-16/900-11DA60	8 zones fitted with NPS-11 and DA-60 OWS in CAB900
CFP-16/900-11DA120	8 zones fitted with NPS-11 PSU and DA-120 OWS in CAB900



Part #	Description
CFP-16/650-8ZPS11GL	8 zones fitted with NPS-11, 1 x Agent Release zone in CAB650 with LCS fitted to outer door
CFP-16/900-8ZPS11GL	8 zones fitted with NPS-11, 1 x Agent Release zone in CAB900 with LCS fitted to outer door

CFP-16

With usability as a key focus for development

and utilizing industry leading manufacturing and testing practices; the CFP-16 will provide an easy to use and powerful detection and control system for all conventional detection applications.

The standard panel is equipped with 8 zones but may be extended to 16 Zones by the addition of an 8 Zone expansion module.

The CFP-16 is extremely flexible and can be programmed to meet the demands of a wide variety of building types.

- Simple to install
- Expandable to 16 x conventional zones
- 24 character programmable zone descriptor
- Compatible with System Sensor devices
- Space for up to 33AH batteries

Cabinet Dimensions:

- CAB650 - 650mm H x 450mm W x 190mm D
- CAB900 - 900mm H x 450mm W x 190mm D

*Activfire certificate # afp-2886 (AS7240.2:2004 / AS7240.4:2004 / AS4428.3:2010)

Accessories

Part #	Description
ZEM-8	8 Zone expansion module to suit CFP-16
ACM-8RA	Relay module to provide up to 8 C/NO/NC relay contacts
ZLKT16	Annunciator name plate for zone & custom labelling

NOTE: Contact your Notifier systems consultant for pricing of alternate configurations

CFP - 16 SERIES AGENT RELEASE PANEL

Incorporating all the features of the CFP-16 FACP and the Notifier agent release module the agent release control panels provide 8 zones of detection with 1 zone of agent release.

- CAB650 and CAB900 versions available
- Versions available with LCS fitted to outer door.
- Space for up to 33AH batteries

Cabinet Dimensions:

- CAB650 – 650mm H x 450mm W x 190mm D
- CAB900 – 900mm H x 450mm W x 190mm D

NOTE: Contact your Notifier systems consultant for pricing of alternate configurations

*Activfire certificate # afp-2886 (AS7240.2:2004 / AS7240.4:2004 / AS4428.3:2010)

*CSIRO evaluated to comply with AS4214-2002

Accessories

Part #	Description
ZEM-8	8 Zone expansion module to suit CFP-16
ACM-8RA	Relay module to provide up to 8 C/NO/NC relay contacts
ZLKT16	Annunciator name plate for zone & custom labelling

CFP-16 PANEL ACCESSORIES



ACM-8RA Relay Expansion Module

Provides 8 programmable relay contacts.

- Fits into standard xL slots
- 1A @ 24VDC contacts
- Expandable up to 32 modules
- Compatible with CFP-16

Part #	Description
ACM-8RA	Relay module to provide up to 8 C/NO/NC relay contacts



Power Distribution Module (PDM)

The power distribution module simplifies installation by providing a single interface card to numerous power distribution requirements

- 8 x 1A Fused outputs
- 5A door holder output
- 2 x clean contact relays
- Requires 24V DC input from panel power supply

Part #	Description
PDM	Power distribution module



CFP-16 Mimic Modules

Provides 8/16 zone remote alarm indication

- Compatible with standard annunciator mounting enclosures
- Red high-intensity LED's

Part #	Description
ACM-ZM8	Remote LED mimic annunciator for up to 8 zones
AEM-ZM8	Remote LED mimic expansion annunciator for an additional 8 zones

See Page 49 for Annunciator mounting enclosures

*Activfire certificate # afp-2886 (AS7240.2:2004 / AS7240.4:2004 / AS4428.3:2010)



Alarm Routing Equipment (ARE) connection modules

Provides input/output from the CFP-16 to a common range of Alarm Routing Equipment.

- Mounts into standard annunciator slot(s)
- No additional relay board required

Part #	Description
ARE-T	ARE interface to suit Centaur
ARE-R	ARE interface to suit Romteck and Centaur II
ARE-CR	ARE interface to suit Code Red
ARE	ARE interface Board Assembly to suit custom jobs

See Page 49 for ASE mounting brackets for connection using expansion relays



Strobe/Sounder Interface

- 5A reversible output for use with dual strobes
- Comes with sub-plate to fit into standard CHS-xL slot

Part #	Description
IFS-993F	Monitored Strobe/Sounder Interface



AS1668 Fan control Module

- Includes lamp test and A/C reset button
- Includes termination module

Part #	Description
1668x2	Dual conventional AS1668 control and indications.

ONYX AFP-3030 ADDRESSABLE FIRE ALARM CONTROL PANEL



Part #	Description
AFP-3030/650-1L-P55	AFP-3030 1-loop fitted with NPS-5 in CAB650
AFP-3030/650-5DA30	AFP-3030 1-loop fitted with NPS-5 and DA-30 OWS in CAB650
AFP-3030/650-5DA60	AFP-3030 1-loop fitted with NPS-5 and DA-60 OWS in CAB650
AFP-3030/900-1L-P55	AFP-3030 1-loop fitted with NPS-5 in CAB900
AFP-3030/900-1L-PS11	AFP-3030 1-loop fitted with NPS-11 in CAB900
AFP-3030/900-5DA30	AFP-3030 1-loop fitted with NPS-5 and DA-30 OWS in CAB900
AFP-3030/900-5DA60	AFP-3030 1-loop fitted with NPS-5 and DA-60 OWS in CAB900
AFP-3030/900-11DA120	AFP-3030 1-loop fitted with NPS-11 and DA-120 OWS in CAB900

Onyx AFP-3030

AFP-3030 is an intelligent Fire Alarm Control Panel (FACP) with a flexible and scalable architecture which makes it suitable for virtually any application including large scale networked facilities. Fire emergency detection and evacuation are extremely critical to life safety, and the AFP-3030 is ideally suited for these applications

- One to ten addressable loops
- Up to 159 detectors and 159 modules per SLC, 318 devices per loop / 3,180 per FACP (or network node)
- Networkable up to 200 nodes
- Field programmable with QWERTY keypad
- Support for AS1668.1 compliant smoke control with SCS Series smoke control system
- VeriFire Tools programming, diagnostic and reporting tools

Cabinet Dimensions:

- CAB650 – 650mm H x 450mm W x 190mm D
- CAB900 – 900mm H x 450mm W x 190mm D

*Activfire certificate # afp-2973 (AS7240.2:2004 / AS7240.4:2004 / AS4428.3:2010)

NOTE: Contact your Notifier systems consultant for pricing of alternate configurations or sizes e.g 18U, 28U or 40U.

The NOTIFIER NCA-2 is a second-generation

Network Control Annunciator for the NOTI-FIRE-NET™ network, compatible for use with ONYX® AFP-3030 fire alarm control panels, as well as first-generation NCA Network Control Annunciators. Additionally, the NCA-2 may be configured with DVC Series products to create one or more Digital Audio Command Centers on NOTI-FIRE-NET™.

The NCA-2 provides system control and display capabilities for all, or for selected network nodes. When connected to one or more networked panels the NCA-2 provides network control and status/history display capabilities. It may also be configured as the Primary Display for displayless nodes on the network.

- Enhanced-format 640-character LCD display with backlighting.
- Easy to use control interface consisting of "soft" keys used to navigate screen menus, "hard" keys with fixed control functions and a full QWERTY keypad.
- Full supervision of all inputs and network integrity.
- Requires 24V DC, and a network connection
- Required as master control node for mixed AFP-3030 / AFP-2800 networks

*Activfire certificate # afp-2973 (AS7240.2:2004 / AS7240.4:2004 / AS4428.3:2010)

NOTI-FIRE-NET NCA-2 - NETWORK CONTROL ANNUNCIATOR



Part #	Description
ASY-01-034	NCA-2 - Network Control Annunciator to suit NFN, inc mounting brackets

ONYX AFP-3030 LOOP (SLC) MODULES



AFP-3030 Loop (SLC) Modules

- Installs into standard CHS-xL chassis
- Supports CLIP and FlashScan protocols (panel dependant)
- Up to 400mA driving current

Part #	Description
LCM-320	Loop Control Module Used as loops 1, 3, 5, 7 or 9
LEM-320	Loop Expander Module Used as loops 2, 4, 6, 8 or 10

AFP-3030 ANNUNCIATORS



LCD2-80 remote mimic display

- Provides 80 character mimic function
- Displays all alarm, fault and isolate conditions
- Compatible with standard mounting enclosures

Part #	Description
LCD2-80	LCD Annunciator (80 Character)

See Page 49 for Annunciator mounting enclosures



SCS-8 Smoke Control Station

- Provides 8 banks of switches and indications
- suitable for AS1668 fan and damper controls
- Incorporates lamp test and A/C reset buttons

Part #	Description
SCE-8A	Smoke Control Annunciator (expander) 8 x switch groups
SCS-8A	Smoke Control Annunciator (control) 8 x switch groups
SCE-8LA	Smoke Control Module (expander) 8 x switch groups
SCS-8LA	Smoke Control Module (control) 8 x switch groups

See Page 49 for Annunciator mounting enclosures



ACM-24AT Annunciator Control Module

- Ideal for zone disabled and test solenoids
- 24 color-programmable (red/green/yellow) ACTIVE and 24 yellow fault LEDs, 24 momentary touch-pad switches
- System FAULT LED
- On-Line/Power LED
- Local piezo sounder with a silence switch for audible indication of alarm and fault conditions

AEM-24AT Annunciator Expander Module

- Expands the ACM-24AT by 24 system points
- Identical in size and in frontal appearance to the ACM-24AT
- Up to three of these expander modules can be supported by an ACM-24AT, for a maximum of 96 system points

NOTE: The AEM-24AT cannot be used to expand the ACM-48A

Part #	Description
ACM-24AT	Control Annunciator 24 buttons, 48 LED indications
AEM-24AT	Expansion Annunciator 24 buttons, 48 LED indications



ACM-48A Annunciator Control Module

- Ideal for zone alarm indications
- 48 color-programmable (red/green/yellow) Active LEDs
- System Fault LED
- On-Line/Power LED
- Local piezo sounder with a Silence switch for audible indication of alarm and trouble conditions
- Slide-out zone text label

AEM-48A Annunciator Expander Module

- Expands the ACM-48A by 48 system points
- Identical in frontal appearance to the ACM-48A
- One expander module can be supported by an ACM-48A, providing a maximum of 96 points

NOTE: The AEM-48A cannot be used to expand the ACM-24AT

Part #	Description
ACM-48A	Annunciator (Control) 48 x LED indications
AEM-48A	Annunciator (expander) 48 x LED indications

See Page 49 for Annunciator mounting enclosures

Addressable Fire Alarm Control Panels



LDM-32 Lamp & Relay Driver Module

Provides 32 x 0V sink outputs to drive LEDs. Ideally suited to graphical mimics.

- The optional relay driver module provides 32 x common, normally open contacts.
- Fits into CHS-xL chassis

Part #	Description
LDM-32	Lamp driver module (control), to suit AFP-3030
LDM-E32	Lamp Driver Module (expander), to suit AFP-3030
LDM-R32	Lamp Driver Relay board Kit for LDM-32

NOTI-FIRE NET NETWORKING MODULES



Noti-Fire-Net™ Network Modules

- Supports network of up to 100 nodes
- Wire, multi and single mode fibre options
- 312.5K baud transmission rate
- Dual port for network redundancy
- Mounts on PSI or fits into CHS-xL chassis

NOTE: Not compatible with High Speed Noti-Fire-Net™

Part #	Description
NCM-W	Noti-Fire-Net control module – Wire
NCM-F	Noti-Fire-Net control module – MMOF



Noti-Fire-Net™ Repeater Modules

- Regenerates Noti-Fire-Net signals for extremely long cable/fibre runs
- Mounts on PSI or fits into CHS-xL chassis

NOTE: Use HS-NCM-x for High Speed Noti-Fire-Net™

Part #	Description
RPT-WF	Noti-Fire-Net Wire to MMOF repeater
RPT-W	Noti-Fire-Net Wire to Wire repeater



High Speed Noti-Fire-Net™ Network Modules

- Supports network of up to 200 nodes
- Wire, multi and single mode fibre options inc hybrid cards
- Up to 100mb baud transmission rate
- 1 x HS-NCM can support 2 nodes
- Can be used as a repeater
- Mounts on PSI or fits into CHS-xL chassis

Part #	Description
HS-NCM-W	High Speed Noti-Fire-Net Module – Wire
HS-NCM-MF	High Speed Noti-Fire-Net Module – MMOF
HS-NCM-SF	High Speed Noti-Fire-Net Module – SMOF
HS-NCM-WMF	High Speed Noti-Fire-Net Module – Wire / MMOF
HS-NCM-WSF	High Speed Noti-Fire-Net Module – Wire / SMOF
HS-NCM-MFSF	High Speed Noti-Fire-Net Module – MMOF / SMOF

ONYX AFP-3030 ACCESSORIES



Alarm Routing Equipment (ARE) connection modules

Provides input/output from the AFP-3030 to a common range of Alarm Routing Equipment

- Mounts into standard annunciator slot (s)
- No additional relay board required

Part #	Description
ARE	ARE Interface board assembly to suit custom jobs
ARE-T	ARE Interface to suit Centaur
ARE-R	ARE Interface to suit Romsteck and Centaur II
ARE-CR	ARE Interface to suit Code Red

See Page 49 for ASE mounting brackets for connection using expansion relays



AFP-3030 USB connection lead

For up / downloading of configurations

Part #	Description
USB3	USB lead 3m, to suit AFP-3030/NCA-2



NOTIFIER ONYXWORKS™ WORKSTATION

ONYXWorks™ Powerful, versatile platform for life safety management

ONYXWorks is the next generation in life safety management for centralized control and monitoring of the fire alarm system. The intuitive, graphical display allows personnel to rapidly pinpoint, investigate, and respond to alarm events with minimal operator training. Versatile enough for single-site, multi-site and even worldwide applications, the ONYXWorks graphical workstation allows end-users to manage their NOTIFIER life safety system over a proprietary network or Ethernet.

Through its intelligent gateway architecture, ONYXWorks can easily meet the needs of expanding systems. ONYXWorks is also an ideal retrofit solution, supporting seamless integration with competitive panels. Additionally, ONYXWorks provides mass notification capabilities through IP-based voice paging and LED sign integration.

- Contemporary intuitive interface
- Simple, non proprietary configuration.
- Monitor and control up to 200 fire networks
- Mass notification paging functions
- Email alerting functions
- Operates on Microsoft Windows 10 (64 bit, Enterprise)

**Software Licensing**

Part #	Description
OW4-LIC-UG	Upgrade licence OnyxWorks from v3 to v4
OW-LIC-BASIC	OnyxWorks Workstation Licence - Basic, includes email
OW-LIC-DUALMON	OW Dual Monitor Licence
OW-LIC-NOTIFY-IP	OnyxWorks Workstation Upgrade - NOTIFY-IP

**Workstation****Description**

PC-ONYX-'custom'	OnyxWorks™ Workstation & map development
------------------	--

PC-Based Noti-Fire-Net Gateways

Part #	Description
NFN-GW-PC-W	PC based NFN gateway, Wire
NFN-GW-PC-F	PC based NFN gateway, MMOF
NFN-GW-PC-HNSF	PC Gateway, HS-NFN, Single mode Fibre NFN to OW gateway, requires PC

ONYX FIRSTVISION™



ONYX FirstVision™ is a revolutionary way finding navigational tool for fire fighters and other emergency responders.

ONYX FirstVision™ utilizes a 22" touch screen interface to graphically display critical information on the origin and spread of a fire; allowing fire fighters to quickly locate and extinguish the fire.

- Intuitive interface designed for fire fighters
- Self unlocking metal enclosure
- Displays information on multiple fire networks
- Presents hazmat, hydrant and other related information

Description

Onyx FirstVision™ 22" way finding tool including map development



INTEGRATION - NOTI-FIRE-NET GATEWAYS



BacNet Gateway

Provides a BacNet interface from a Noti-Fire-Net to BMS system etc.

- Max 15,000 Bacnet objects on 14 nodes
- Uses BacNet over IP
- Requires network control module

Part #	Description
BACNET-GW	Bacnet gateway- Interface between Noti-fire-Net and BACnet protocol



ModBus Gateway

Provides a ModBus interface from a Noti-Fire-Net to BMS system etc.

- Monitors up to 4 nodes
- Uses ModBus over IP
- Requires network control module

Part #	Description
ModBus-GW	Modbus/TCP Gateway



Embedded Noti-Fire-Net Gateway

NFN gateway used to provide an interface to OnyxWorks™ Workstation or ONYX FirstVision™

- Monitor and control of all nodes on the Noti-Fire-Net network
- Utilizes TCP/IP
- Requires network control module

Part #	Description
NFN-GW-AU-EM-3	Embedded Noti-Fire-Net gateway



PC based NotiFireNet Gateway

NFN gateway used to provide an interface to OnyxWorks™ Workstation or ONYX FirstVision™

- Monitor and control of all nodes on the Noti-Fire-Net network
- Utilizes TCP/IP
- Requires network control module

Part #	Description
NFN-GW-PC-F	NFN-GW-PC-F -PC based NFN gateway
NFN-GW-PC-W	PC based NFN gateway
NFN-GW-PC-HNSF	C Gateway, HS-NFN, Single mode Fibre NFN to OW gateway, requires PC



NWS-3 Web Server

Provides a web server functionality to remotely monitor the status of all devices on a Noti-Fire-Net from any computer using an internet browser.

- Utilizes TCP/IP
- Requires network control module

Part #	Description
NWS-3	Notifier Web Server



VESDAnet Gateway

The VESDA Gateway provides a communication link between the NOTI-FIRE-NET™ network and the Xtralis™ VESDAnet network.

- Utilizes TCP/IP
- Requires network control module
- Supports up to 100 detectors

Part #	Description
VESDA-HLI-GW	VesdaNet gateway

CONVENTIONAL DETECTORS



Low Profile 4-wire Smoke Alarms

- Pure white colour
- Built in sounder
- N/O and N/C Alarm contacts
- Interconnect up to 24 units

*Activfire certificate # afp-2299 (AS3786)

Part #	Description
2012J	Photo smoke alarm 4-wire 12/24V, no battery back-up (not AS3786 2014 certified)
2012/24AUSI	Photo smoke alarm 4-wire, 12/24V, w9V batt 12v with sounder, AS 3786 2014 A1



2151BAUS - Low Profile Photo Detector

- Low profile design
- Chamber design resists entry of dust
- Flashing LED with maintenance alert
- Dual LED's for 360° visibility
- Field cleanable with easily removed cover
- 12/24VDC operation
- 7%/m obscuration

*SAI Global certificate # SMK25312 (AS7240.7:2003)

Part #	Description
2151BAUS	Conventional photo optical smoke detector, 7%/m obscuration, uses B401 Base - off white



5151 Series Thermal Detectors

- Provides rate of rise &/or fixed point operation
- Available in low temperature (63°C) and high temperature (90°C)
- Uses universal B401 plug in base
- Magnetic test feature
- Dual LED's for 360° visibility
- 12/24VDC operation

Part #	Description
5151RAUS	Conventional thermal detector, rate of rise, 63deg, system sensor, uses B401 - off white, Type A
5151AUS	Conventional thermal detector, fixed temp 63deg, system sensor, uses B401 - off white, Type B
5151R HAUS	Conventional thermal detector, rate of rise, 90deg, system sensor, uses B401 - off white, Type C
5151HAUS	Conventional thermal detector, fixed temp 90deg, system sensor, uses B401 - off white, Type D



B401 Universal Conventional Detector Base

- Universal for all plug-in conventional detectors
- Shorting-spring to ensure continuity when testing circuit
- Colour coded terminals
- Tamper proof lock
- Multiple hole centres

Part #	Description
B401	Universal conventional detector base (for System Sensor Series 100 conventional detectors) - off white

Accessories

Part #	Description
WB-1AP-IV	Wet base shroud for detector base - off white



885-WP - Sealed Thermal Detector

- A2R, 60° temp operation
- Sealed against entry of moisture IP66
- Designed to provide open area protection in areas subject to moisture
- Dual LED's for 360° visibility
- Includes flying leads and base

*SAI Global certificate # SMK25312 (AS7240.5:2003)

Part #	Description
885-WP	Sealed Thermal Detector Type A2R - off white



Photo-Electric Duct Detectors

- Air velocity rating from 0.5 m/s to 20.32m/s
- Versatile mounting option.
- Includes replaceable plug-in sensor head
- Backward compatible with Innovair models
- Multi-voltage (stand-alone) options available

NOTE: Requires sampling tube

*ActivFire certificate # afp-2418 (AS1603.13:2018)

Part #	Description
D2-AUS	Conventional 2-wire duct detector
D4120W	4-Wire watertight duct detector (24VDC, 24VAC, 120VAC)
D4120	Photo Duct detector 4-wire (24VDC, 24VCA, 120VAC)

Accessories

Part #	Description
DST-1.5	Sampling tube to suit duct 0.3m to 0.6m
DST-3	Sampling tube to suit duct 0.5m to 1.2m
DST-5	Sampling tube to suit duct 1.2m to 2.4m
DST-10	Sampling tube to suit duct 2.4m to 3.7m



Conventional Reflector Type Beam Detectors

- Single-ended reflective design
- 10-100m range
- >70m requires BEAMMMK
- 4-wire 12/24VDC operation
- Ceiling or wall mount
- In-built alignment tool
- Automatic gain control
- Remote test station available
- BEAM1224S includes built-in test station

*ActivFire certificate # afp-2418 (AS1603.7:1996, incl. Amdt 1 2001)

Part #	Description
BEAM1224	Conventional beam detector
BEAM1224S	Beam detector with built in test station

Accessories

Part #	Description
BEAMSMK	Surface Mount Kit for BEAM 1224, for flat surfaces only
BEAMLRK	BEAMSMK Surface mount kit Long range kit (70-100m)
BEAMMK	Multi mount kit - For use when mounting beam detector on ceiling or on an angle.
RTS151KEY	Remote test station with key lock to reset beam detector



Type E Thermal Probes

- Provides fixed point operation
- High Temperature setting
- Common & Normally Open contacts
- 316 Stainless Steel

*Can be used in intrinsically safe environment, if combined with intrinsically safe Isolator (see page 52 where isolators are). Consult with Notifier Tech Team for project specific setup.

Part #	Description
E60	Type E Thermal Probe set @ 60 °deg
E70	Type E Thermal Probe set @ 70 °deg
E80	Type E Thermal Probe set @ 80 °deg
E90	Type E Thermal Probe set @ 90 °deg
E100	Type E Thermal Probe set @ 100 °deg
E110	Type E Thermal Probe set @ 110 °deg
E120	Type E Thermal Probe set @ 120 °deg
E150	Type E Thermal Probe set @ 150 °deg
E180	Type E Thermal Probe set @ 180 °deg
E200	Type E Thermal Probe set @ 200 °deg
E240	Type E Thermal Probe set @ 240 °deg

ADDRESSABLE CLIP PROTOCOL DETECTORS



SDX-851 Intelligent Photo Sensor

- CLIP protocol
- Flat chamber design to reduce false alarms
- Adjustable from 1.64% to 7.71%/m obscuration

*ActivFire certificate # afp-3362 (AS7240.7:2018)



FDX-851(R) Intelligent Thermal Sensor

- CLIP protocol
- Fixed Temp or Rate-of-Rise models available
- Adjustable from 58°C to 88°C

*ActivFire certificate # afp-3363 (AS7240.5:2018)



IDX-751 – Intrinsically Safe Addressable Photoelectric Detector

- CLIP protocol
- Uses universal B501 plug in base
- Use with KFD0-CS-Ex1.54-Y2

Certified to IEC:-

- Ex ia-Ilb T5 Ga (-20oC ≤ Ta ≤ +40oC)
- Ex ia-Ilb T4 Ga (-20oC ≤ Ta ≤ +60oC)
- Zones 0, 1 and 2

Part #	Description
SDX-851AUS-IV	CLIP Photo-optical Smoke Sensor - off white

Part #	Description
FDX-851AUS-IV	CLIP fixed temperature thermal sensor - off white
FDX-851RAUS-IV	CLIP rate of rise thermal sensor - off white

Part #	Description
IDX-751AE	Intrinsically safe addressable photoelectric detector - off white

Accessories

Part #	Description
IMX-1E	Intrinsically safe translator module.
KFD0-CS-EX1.54-Y2	1-chan. Isol. Barrier for use with IS addressable detectors
DX070	Enclosure for IS barriers/isolators

See page 52 for details on Isolators

Part #	Description
IMX-1E	Intrinsically safe translator module.
KFD0-CS-EX1.54-Y2	1-chan. Isol. Barrier for use with IS addressable detectors
DX070	Enclosure for IS barriers/isolators

SWIFT (SMART WIRELESS INTEGRATED FIRE TECHNOLOGY)

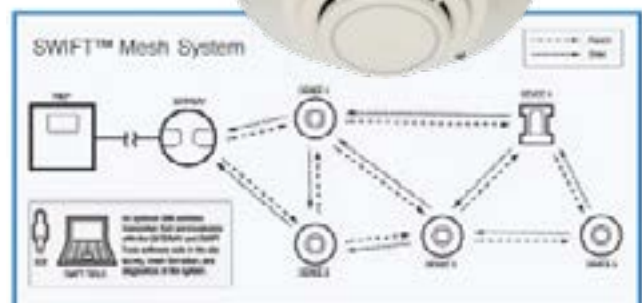
SWIFT® wireless system offers intelligent (addressable) wireless devices which provide secure, reliable communication to the Fire Alarm Control Panel (FACP) across a redundant mesh network. Swift system includes a gateway, a photo, Acclimate® and standard heat detectors as well as a monitor module.

Key applications for wireless detectors are projects where: wiring cost is too high, historical integrity is paramount, or projects with restricted access or short deadlines as well as retrofit projects.

- Wireless installation
- redundant communication mesh network
- both, wired and wireless devices can be present on the same FACP
- Addressable code wheels
- AS compliant and agency listed.
- Frequency hopping
- Bi-directional communications

SWIFT TOOLS provides the means to qualify, configure, and maintain reliable wireless networks with real-time communications. It is PC based and consists of three elements:

- Site Survey
- Mesh Configuration
- Diagnostics





SWIFT Wireless Photo Smoke Detector

- Basic operation identical to wired detectors
- Supplied with 4x CR123A batteries
- Use with SWIFT detector base B501W, ordered separately

*SAI Global certificate # SMK40640-3 (A57240.7:2003 / A57240.25:2018)



SWIFT Wireless Fixed-Temperature Heat Detector

- 57° C fixed
- Basic operation identical to wired detectors
- Supplied with 4x CR123A batteries
- Use with SWIFT detector base B501W, ordered separately

*SAI Global certificate # SMK40640-3 (7240.5:2003 / A57240.25:2018)



SWIFT Wireless Acclimate Multi-Criteria Detector

- Photo and Thermal multi-criteria sensing
- Basic operation identical to wired detectors
- Supplied with 4x CR123A batteries
- Use with SWIFT detector base B501W, ordered separately

*SAI Global certificate # SMK40640-3 (A57240.5 / 7240.7:2003 / A57240.25:2018)



SWIFT Flashscan Wireless Gateway

- Bridges communication from wired to wireless
- Flashscan only
- Powered by the SLC or external 24V
- Each mesh requires a minimum of 1 gateway
- Each gateway occupies 1 SLC address

*SAI Global certificate # SMK40640-3 (A57240.15:2015)



SWIFT Wireless Mounting Base

- Magnet in base for "tamper" monitoring
- Diam. 102mm, height 29mm



SWIFT Wireless Monitor Module

- Supplied with 4x CR123A batteries
- Recommended to use plastic SMB500 4" box
- Module plate/cover with magnet included for "tamper" monitoring
- Use to monitor any closed contact e.g. Conventional call point, Waterflow, Etc.
- Height 114.3mm, Width 114.3mm, Depth 38.1mm

*SAI Global certificate # SMK40640-3 (A57240.15:2015)



SWIFT Wireless USB dongle

- Connects to a PC (Windows XP, 7, 8, 10)
- Communicates to wireless devices and gateway for configuration and diagnostics
- Approximate range of 6m depending on environment

Part #	Description
FWD-200PAUS	SWIFT Wireless photo smoke detector. For use with FWGSAUS wireless gateway*
BATT3	Panasonic CR123A 3V Replacement Battery for SWIFT devices

Part #	Description
FWH-200 FIX135AUS	SWIFT Wireless fixed-temp(57°C) heat detector For use with FWGSAUS wireless gateway*
BATT3	Panasonic CR123A 3V Replacement Battery for SWIFT devices

Part #	Description
FWD-200 ACCLIMATEAU	SWIFT Wireless Acclimate detector For use with FWGSAUS wireless gateway*
BATT3	Panasonic CR123A 3V Replacement Battery for SWIFT devices

Part #	Description
FWGSAUS	SWIFT FlashScan Wireless Gateway For use with wireless SWIFT devices

Part #	Description
B501W	SWIFT wireless mounting base For use with SWIFT wireless detectors

Part #	Description
FW-MMAUS	SWIFT Wireless monitor module For use with FWGSAUS wireless gateway*
BATT3	Panasonic CR123A 3V Replacement Battery for SWIFT devices

Part #	Description
W-USBAUS	SWIFT Wireless USB dongle. To plug into USB port of a PC running SWIFT Tools.

ADDRESSABLE FLASHSCAN PROTOCOL DETECTORS



FSP-851 Intelligent Photo Sensor

- FlashScan protocol
- Dual Bi-colour LED indication
- Flat chamber design to reduce false alarms
- Adjustable from 1.64% to 7.71%/m obscuration
- Fine protective mesh to prevent insect entry

*ActivFire certificate # afp-3358 (AS7240.7:2018)

Part #	Description
FSP-851AUS-IV	FlashScan Photo-optical Smoke Sensor - off white
FSP-851AUS-W	FlashScan Photo-optical Smoke Sensor - pure white
FSP-851AUS-BCK	FlashScan Photo-optical Smoke Sensor - black



FAPT-851 Acclimate™ Multi-Criteria Sensor

- FlashScan protocol
- Photo and Thermal multi-criteria sensing
- Automatically adjusts sensitivity based on environment
- Capable of "heat-only" alarm mode to prevent smoke from alarming the device
- Adjustable from 1.3% to 13% obscuration
- Incorporates 57°C fixed temp alarm

*ActivFire certificate # afp-3357 (AS7240.5 / AS7240.7:2018)

Part #	Description
FAPT-851AUS-IV	FlashScan Acclimate Multi-Criteria Heat/Smoke Sensor - off white
FAPT-851AUS-W	FlashScan Acclimate Multi-Criteria Heat/Smoke Sensor -pure white



FST-851(R) Intelligent Thermal Sensor

- FlashScan protocol
- Fixed Temp or Rate-of-Rise models available

*ActivFire certificate # afp-3359 / 3360 / 3361 (AS7240.5:2018)

Part #	Description
FST-851	FlashScan fixed temperature thermal sensor, Fixed 57°C, off white
FST-851AUS-W	FlashScan fixed temperature thermal sensor, Fixed 57°C, pure white
FST-851RAUS-IV	FlashScan rate of rise thermal sensor, 8.3°C per minute, off white
FST-851RAUS-W	FlashScan rate of rise thermal sensor, 8.3°C per minute, pure white
FST-851HAUS-IV	FlashScan high temperature thermal sensor, Fixed 88°C, off white
FST-851HAUS-W	FlashScan high temperature thermal sensor, Fixed 88°C, pure white



FST-851(R)-WP Intelligent Sealed Thermal Sensor

- FlashScan protocol
- Fixed Temp or Rate-of-Rise models available

*SAI Global certificate # SMK25312 (AS7240.5:2018)

Part #	Description
FST-851-WP	FlashScan fixed temperature sealed thermal sensor, Fixed 58°C, off white
FST-851R-WP	FlashScan rate of rise thermal sensor, 8.3°C per minute, off white

Accessories

Part #	Description
CP500	Address programmer for FST-851-WP



Addressable Reflector type Beam Detector

- FlashScan protocol
- Powered from the SLC
- Single-ended reflective design
- 10-100m range
- >70m requires BEAMMMK
- Ceiling or wall mount unit
- In-built alignment tool
- Automatic gain control
- Remote test station available
- FSB-200S includes built-in test station

Part #	Description
FSB-200	Beam Detector complete with reflector
FSB-200S	Beam Detector with built-in test facility

Accessories

Part #	Description
BEAMSMK	Surface Mount Kit for BEAM 1224 for flat surfaces only
BEAMLRK	Long range kit (70-100m)
BEAMMK	Multi mount kit - For use when mounting beam detector on ceiling or on an angle. Requires BEAMSMK
RTS151Key	Key Remote test station with key lock to reset beam detector

DETECTOR ACCESSORIES



Universal Addressable Detector Base

- Universal for all plug-in addressable detectors
- Colour coded terminal
- Tamper proof lock
- Multiple hole centres

Part #	Description
B501AUS-IV	Universal addressable detector base, off-white
B501AUS-W	Universal addressable detector base, pure white
B501AUS-BK	Universal addressable detector base, black

Accessories

Part #	Description
WB-1AP-IV	Wet base shroud for analogue and conventional detectors 200 Series



B524IEFT - Short Circuit Isolator Base

- Universal for all plug-in addressable detectors
- Tamper proof lock
- Multiple hole centres
- In-built short circuit isolator

Part #	Description
B524IEFT	Universal addressable detector base with isolator, off white
B524IEFT-1W	Universal addressable detector base with isolator, pure white



Coloured Detector Options

- Replaceable cover for 851 series Photoelectric, Ionization and Heat detectors.

Part #	Description
BCK-200B	Black detector conversion kit for the 851 and 2151B (Pack of 10)



Intelligent Duct Detector Housings

- Air velocity rating from 0.5 m/s to 20.32m/s
- Versatile mounting option.
- Replaceable plug-in sensor head (not included)
- Backward compatible with Innovair models
- Indoor and Weatherproof (IP66) options

NOTE: Requires separate intelligent detector and sampling tube

*ActivFire certificate # afp-2424(AS1603.13:2018)

Part #	Description
DNR-AUS	Duct detector housing for intelligent photoelectric detectors, requires detector and sampling tube
DNRW	Weatherproof duct detector housing for intelligent detector, requires detector and sampling tube

Accessories

Part #	Description
DST1.5	Sampling tube to suit duct 0.3m to 0.6m
DST3	Sampling tube to suit duct 0.5m to 1.2m
DST5	Sampling tube to suit duct 1.2m to 2.4m
DST10	Sampling tube to suit duct 2.4m to 3.7m
ETX	Duct detector exhaust tube



Stainless Steel Detector Guard

- requires project related approval

Part #	Description
DETSS	Stainless steel square detector guard Height: 110mm, Width: 110mm, Depth: 60mm



Wire Detector Guard

- Protect detector against tamper and accidental damage

Part #	Description
STI-9604	White wire detector guard
STI-8100	Polycarbonate, detector guard



Concealed Detector Bracket

Part #	Description
DETBKT-1	Concealed detector bracket -1m
DETBKT-2	Concealed detector bracket -2m
DETBKT-3	Concealed detector bracket -3m

REMOTE INDICATORS



Remote Indicators

- Compatible with conventional and addressable detectors
- High brightness LED

Part #	Description
RI-CON	Remote indicator "FIRE ALARM – IN CONCEALED SPACE"
RI-FLOOR	Remote indicator "FIRE ALARM – IN UNDER FLOOR"
RI-LIFT	Remote indicator "FIRE ALARM – IN LIFT SHAFT"
RI-ROOF	Remote indicator "FIRE ALARM – IN ROOF"
RI-ROOM	Remote indicator "FIRE ALARM – IN ROOM"

ADDRESSABLE FIELD I/O MODULES



Addressable Output Modules

- FlashScan protocol
- Control or Relay versions available for creating addressable relay outputs or notification appliance circuits

*SAI Global certificate # SMK25312 (AS7240.18:2015)

Part #	Description
FCM-1	Single intelligent control (monitored output) module. Requires external 24VDC
FRM-1	Single intelligent relay output module.

Accessories

Part #	Description
SMB500	Surface mount box to suit 500 series modules



Addressable Monitor Modules

- FlashScan protocol
- Switch input or conventional zone versions available.

*SAI Global certificate # SMK25312 (AS7240.18:2015)

Part #	Description
FMM-101	Single switch input mini-module
FMM-1	Single switch input module
FZM-1	Single conventional zone interface module Requires external 24VDC

Accessories

Part #	Description
SMB500	Surface mount box to suit 500 series modules



Loop Isolator Modules

- Isolates section of loop against short circuits.

*SAI Global certificate # SMK25312 (AS7240.18:2015)

Part #	Description
ISO-X	Loop (SLC) isolator module
M700X	Loop (SLC) isolator module, Euro cassette style - can be Din rail mounted

Accessories

Part #	Description
SMB500	Surface mount box to suit 500 series modules



FDMR-1 Addressable Dual Input/Output Module

- Ideally suited to AS1668 fan control function
- FlashScan protocol
- Can disable 1 input and/or 1 output
- DIN rail, panel or surface mount accessories

*SAI Global certificate # SMK25312 (AS7240.18:2015)

Part #	Description
FDMR-1	FlashScan dual input/output module

Accessories

Part #	Description
M200E-DIN	DIN rail mount clip
M200E-SMB-KO	Surface mount box with knockouts



Addressable Alarm Acknowledgement Modules

Alarm acknowledgement plates with switch and LED indication (on some models)

- Flashscan protocol
- Clipsal style switch plate
- Horizontal or Vertical Options

Part #	Description
AAM/LV/v	AAM module, vertical orientation
AAM/LP/VL	AAM module, vertical orientation with LED
AAM/LP/HL	AAM module, horizontal orientation with LED

ADDRESSABLE FIELD INPUT & OUTPUT MULTI-MODULES




XP Series Multipoint Monitor Modules

- Used to interface with devices such as flow and pressure switches, SFIP's or conventional detectors.
- Switch input or conventional zone versions available
- Can disable up to 2 unused inputs.
- Mounts in CHS-x chassis

Part #	Description
XP10-M	10 way switch input module
XP6-MA	6 way Conventional zone interface module Requires external 24V

Accessories

Part #	Description
DGP1B	DGP enclosure to mount 2 x XP modules (261mm H x 268mm W x 90mm D)
DGP2B	DGP enclosure to mount 4 x XP modules (431mm H x 268mm W x 90mm D)



XP Series Multipoint Output Modules

- FlashScan protocol
- Control or Relay versions available for creating addressable relay outputs or notification appliance circuits
- Can disable up to 2 unused outputs.
- Mounts in CHS-x chassis

Part #	Description
XP6-R	6 way relay output module
XP6-C	6 way control output (NAC) module Requires external 24V

Accessories

Part #	Description
DGP1B	DGP enclosure to mount 2 x XP modules (261mm H x 268mm W x 90mm D)
DGP2B	DGP enclosure to mount 4 x XP modules (431mm H x 268mm W x 90mm D)

ADDRESSABLE LOOP POWERED AUDIO VISUAL ALARM DEVICES - FLASHSCAN PROTOCOL



Flashscan Surface Mount Sounders & Strobes

- Flashscan protocol
- Powered from SLC
- Fits to B501AUS plug in base for easy install

*SAI Global certificate # SMK25312 (AS7240.3:2014)

Part #	Description
FS-WSO	Surface Mount Sounder - off white
FS-WSS	Surface Mount Sounder & Strobe - red
FS-WST	Surface Mount Strobe - red

Accessories

Part #	Description
B501AUS-IV	Universal addressable detector base, off-white



Flashscan Base Sounders & Strobes

- Flashscan protocol
- Powered from SLC
- Fits to B501AUS plug in base for easy install
- Able to fit detector directly to sounder/strobe

*SAI Global certificate # SMK25312 (AS7240.3:2014)

Part #	Description
FS-B50	Detector Base Sounder - off white
FS-B5S	Detector Base Sounder - off white & Strobe - red

Accessories

Part #	Description
B501AUS-IV	Universal addressable detector base, off-white



CLIP Surface Mount Sounders & Strobes

- CLIP protocol
- Powered from SLC
- Requires AV-devices base

*ActivFire certificate # afp- AS7240.3:2014 / AS7240.23:2014 strobe

Part #	Description
VAD-PC-102	Notifier CLIP Pure White Strobe white flash, clear lens, with Isolator
WSS-PC-102	Notifier CLIP Pure White Sounder/Strobe red flash, clear lens, with Isolator
DSS-PC-102	Notifier CLIP Pure White Sounder/Strobe Base red flash, clear lens, with Isolator

Accessories

Part #	Description
B501AP-IV	AV-device base, ivory for addressable range
B501AP	AV-device base, pure white for addressable range
WRR	Waterproof AV-device base, red for addressable range
WDD	Waterproof AV-device base, ivory for addressable range
WPW	Waterproof AV-device base, pure white for addressable range

I-2000 - EMERGENCY WARNING AND COMMUNICATION SYSTEM



The Notifier I-2000 Emergency Warning and Intercommunication System (EWIS) has been designed to facilitate the orderly and speedy evacuation of a building in the event of an emergency. This procedure may be initiated automatically by a fire alarm system or manually by a break glass call point.

The I-2000 may be used as a fully automated system or it will allow Fire Wardens to easily control and coordinate an evacuation using the dedicated emergency telephone network.

- Vertical control layout with up to 3 WIPs per zone
- Any combination of the following amplifiers can be used; 10W, 25W, 50W, 100W and 200W.
- Programmable timers and user configuration can be achieved on site.
- Background music inputs and PABX inputs available with zone selection through keypad control.
- Warden present indicators
- Cascade override
- Remote paging consoles
- Distributed network amplifiers

As these systems are available in any size or configuration, pricing is dependent on the particular design



Warden Intercom Phones

- Separate speaker for call tone
- Simple two wire connection
- Includes wall mounting bracket
- Compatible with all I2000 systems

Part #	Description
WIP	Handset to suit I-2000 EWIS panel



Weatherproof Enclosures

- Surface mount outdoor enclosure in red
- Ideally suited as WIP handset enclosures
- Thumb turn handle (non locked)

Cabinet Dimensions:

- 300mm H x 200mm W x 150mm D

Part #	Description
WIP-BOX-IP66	Weather proof (IP66) surface mount enclosure

FIRE FIGHTER TELEPHONE SYSTEM



Part #	Description
NFC-FFT-AU	Fire Fighter's Telephone, Notifier Aus version
FHS	Firemans Telephone Handset, to suit NFC-FFT-AU
FHSC-S-AU	Telephone Storage Cabinet, Notifier Aus version, to suit 6 x FHS Fire Fighter Handset with 003 key lock
FPJ	Fire Fighter Telephone Jack, plug-in jack, to suit NFC-FFT-AU

Notifier's First Command NFC-FFT-AU is a Fire

Fighter telephones system that provides secure and reliable communications for firefighters. This standalone system is capable of providing annunciation and control for local and remote telephone handsets.

- Provides supervision control and annunciation of remote telephone jacks.
- Simple and straightforward user interface.
- Telephone circuit supervised with 4.7K, End of line resistor when wired in open circuit or FPJ jacks can be wired in a loop to provide full redundancy.
- Full System status LED display.
- Supports Multi-Phone Jack Audio Circuit supervision.
- Onboard Form-C system trouble relay.
- Allows simultaneous operation of up to 10 Fire Fighter remote handsets (FHS).
- Fire Fighter Phone Jack FPJ provides a plug-in location for the FHS.
- Fire Fighter Handset Cabinet (FHSC-S-AU) is used to store six Fire Fighter Handsets (FHS).

DIGITAL VOICE COMMAND



Digital Voice Command (DVC)

The DVC is the heart of an integrated, full-featured Audio Command Center. The DVC Digital Voice Command combines the capabilities of a powerful digital audio processor, an event driven audio message generator, and a router. Designed for use with Digital Audio Loop (DAL) devices such as DAA2 series digital amplifiers, each DVC supports a dedicated audio network with up to eight channels of audio and control and supervision for up to 32 DAL devices.

The DVC may be networked with an AFP-2800 Fire Alarm Control Panel (FACP) via NOTI-FIRE-NET or integrated as part of an overall mass notification system via an ONYXWorks workstation.

DVC requires NCM to communicate on Noti-Fire-Net see page Error! Bookmark not defined.

DVC Analog Output Interface

DVC-AOI enables a connection between the DVC analog outputs (DVC-AO) to 3rd party analog amplifier such as EWIS systems. This permits the function of DVC to be gained whilst maintain already installed warning systems.

- 1V Pk-Pk analog audio output
- Contact closure on audio activation
- External fault input

NOTE: DVC-AOI requires DVC-AO



Digital Audio Amplifiers

The DAA2 series amplifiers are multi-featured amplifiers with digital audio functionality for the Digital Voice Command

- 50W total output (100W with BDA-70)
- Supports up to four monitored speaker output circuits
- Integrated battery charger and power supply
- Designed to be distributed around site via wire or fibre

Part #	Description
DVC-EM	Digital Voice Command extended memory - wire

Accessories

Part #	Description
DVC-ACC	DVC Accessories Kit, include metalwork for mounting and labels etc
MIC-1	MIC-1 - Hand-held Microphone to suit DVC
MIC-1KIT	Panel Paging microphone, includes metalwork
DVC-KD	Keyboard display to suit DVC
DVC-AO	DVC 4 x Analog Output (12V P-P)
DS-FM	Fibre Adapter (Multi Mode)
DS-SFM	Fibre Adapter (Single Mode)

Part #	Description
DVC-AOI	DVC Analog output Interface to 3rd party amplifiers

Part #	Description
DAA2/5070E-MFMF	Digital Audio Amplifier CHA-MF, CHB-MF, 50W, 70V output 240Vac
DAA2/5070E-MFSF	Digital Audio Amplifier CHA-MF, CHB-SF, 50W, 70V output 240Vac
DAA2/5070E-SFSF	Digital Audio Amplifier CHA-SF, CHB-SF, 50W, 70V output 240Vac
DAA2/5070E-SFMF	Digital Audio Amplifier CHA-SF, CHB-MF, 50W, 70V output 240Vac
DAA2/5070E-MFW	Digital Audio Amplifier CHA-MF, CHB-W, 50W, 70V output 240Vac
DAA2/5070E-SFW	Digital Audio Amplifier CHA-SF, CHB-W, 50W, 70V output 240Vac
DAA2/5070E-WMF	Digital Audio Amplifier CHA-W, CHB-MF, 50W, 70V output 240Vac
DAA2/5070E-WSF	Digital Audio Amplifier CHA-W, CHB-SF, 50W, 70V output 240Vac
DAA2/5070E-WW	Digital Audio Amplifier CHA-W, CHB-W, 50W, 70V output 240Vac
BDA-70V	Backup Digital Amplifier 50W, 70V output

Accessories

Part #	Description
DS-FM	Fibre Adapter (Multi Mode)
DS-SFM	Fibre Adapter (Single Mode)

UNP - UNIFIED NOTIFICATION PLATFORM

UNP (Unified Notification Platform) is a unified mass notification ecosystem that enables interoperability and coordination across previously siloed systems. It leverages the communication capabilities of in building assets and personal mobile devices to provide efficient and effective emergency notification.

Unified Notification Platform (UNP) is Honeywell's next generation industry-leading notification software. It is the brain of a mass notification ecosystem that creates interoperability across different systems, UNP breaks down communication barriers by uniting fragmented systems and processes into a centralized platform to help people communicate critical information more efficiently. It is the answer to mass notification needs for schools, universities, hospitals, office buildings, hotels, transportation infrastructures, factories, industrial parks and military bases.



UNP Paging Relay

Electrical Specifications:

- Ethernet I/F 10/100 Mbps
- Power Input PoE(802.3af) or 48VDC (Power supply not included)
- Operating Temperature -30 to 55 C (-22 to 131 F)
- Dual Speed 10/100 Mbps G.711 u-Law, A-Law
- Regulatory Compliance
- Dimensions: 6.11"L x 4.05"W x 1.15"H



Communication

UNP is a Smart Platform

Becoming smarter is a common trend for machineries because of the endless pursuit of efficiency. UNP is the MNE platform with strong data processing capacity that would not only meet the highest requirement of notification matrix for today but also enable the data analytics for automated efficiency improvement in the future.



Integrate

UNP is an Open Platform

Building a comprehensive MNE in a cost-effective way requires the integration platform to be as open as possible. UNP is the MNE platform with a very flexible architecture that maximizes scalability, creates compatibility and enables diversity of the ecosystem. UNP also supports common standard protocols and proprietary APIs from major manufacturers.



Protect

UNP is a Tailored Platform

Every building architecture and business operation has its uniqueness that is associated with the environmental conditions, business processes, cultural backgrounds and technologies used. Thus, a standard solution wouldn't be as effective for mass notification as for others. UNP is the MNE platform that can be adapted and customized to solve the unique problems and reduce the learning curve.

Part #	Description
UNP-ANNL-50	UNP starter pack 50 on-premise Endpoints Annual license
UNP-ANNL-1	UNP additional on-premise Endpoint Annual license
UNP-MOB-MIN100	UNP Mobile Endpoint Starter pack 100 mobile Endpoints Annual license
UNP-MOB500	UNP 101-500 Mobile Endpoints Annual license
UNP-MOB1000	UNP 501-1000 Mobile Endpoints Annual license
UNP-MOB2500	UNP 1001-2500 Mobile Endpoints Annual license
UNP-MOB5000	2501 - 5000 Mobile Endpoints Annual license
UNP-MOBMAX	UNP 5001+ Mobile Endpoints Annual license

Part #	Description
UNP-PAGING RELAY	UNP Single channel IP Paging relay with discrete I/O (converting analog to IP)

DA SERIES BUILDING OCCUPANT WARNING SYSTEM



DA Series Stand-alone Occupant Warning Systems

Stand alone occupant warning system including power supply and battery charger in metal enclosure.

- Digital pre-recorded speech messages
- Chime, Lock-down, False alarm and Test messages
- Ability to synchronize multiple amplifiers
- Includes DA series BOWS and power supply indications and controls

Cabinet Dimensions:

- CAB650 - 650mm H x 450mm W x 190mm D



DA Series Occupant Warning Modules

- Digital pre-recorded speech messages
- Chime, Lock-down, False alarm and Test messages
- Ability to synchronize multiple amplifiers
- Mounts onto CHS-1L chassis



DA Series Occupant Warning Display Modules

Provides DA series occupant warning system amplifiers with manual control and PA functionality.

- Designed to be installed in standard annunciator slots.



SDM-4 Speaker Distribution Module

The SDM-4 can be used with a DA series amplifier to provide up to 4 individual monitored speaker circuits.

- 40W output per circuit (max)
- Inputs to disable zones
- Individual S/C and O/C indications



Strobe/Sounder Interface

5A reversible output for use with dual strobes



Remote Desktop Paging Console

Paging console to provide remote paging functionality to DA series amplifiers

CAT5 connection to DA series OWS max 300m from OWS

Part #	Description
DA-30CAB	Stand alone 30W occupant warning system with NPS2 in CAB650
DA-60CAB	Stand alone 60W occupant warning system with NPS-11 in CAB650
DA-120CAB	Stand alone 120W occupant warning system with NPS-11 in CAB650

Part #	Description
DA-30	30 Watt building occupant warning system
DA-60	60 Watt building occupant warning system
DA-120	120 Watt building occupant warning system

Accessories

Part #	Description
CMM-2	CMM-2 – Custom message module (2 x messages)

Part #	Description
DA-DISPA	DA Series control and microphone to suit 18u/28u/40u cabinets
DA-DISPB	DA-DISP/B – DA Series control and microphone to suit CAB650/CAB900 cabinets
DA-DISPC	DA-DISP/C – DA Series control module to suit 18u/28u/40u cabinets
DA-DISPD	DA-DISP/D – DA series PA selector for up to 4 zones Requires a DA-DISP/C for each zone control
DA-DISPE	DA Series controller and microphone, single plate no bracket for Microphone

Part #	Description
SDM-4	4 way speaker distribution module

Part #	Description
IFS-993F	Monitored Strobe/Sounder driver card. 5 Amp fused reversing output and fault output

Part #	Description
MIC/1D	Desktop paging console, 1 x Zone
MIC/4D	Desktop paging console, 4 x Zones

SP SERIES SPEAKERS



SP-125 Ceiling Speaker

- Power tappings: 0.375, 0.75, 1.5, 3, 6 W
- SPL: 90dB 1W @ 1m
- Ceiling cut-out: 140mm or 165mm ø
- WP with silicone treated cone and aluminium grill for humid environments

Part #	Description
SP-100	Recessed ceiling speaker, white - 100mm / 4"
SP-100-BK	Recessed ceiling speaker, black 100mm / 4"
SP-100WP	Recessed ceiling speaker, white 100mm/4" - IP54
SP-125	Recessed ceiling speaker, white - 125mm
L-SMB-W	Surface mount box to suit 4" speaker, White - for SP-100 / SP-100WP
L-SMB-BK	Surface mount box to suit 4" speaker, Black - for SP-100-BK



SPH-15W Horn Speaker

- Power tappings: 0.95, 1.9, 3.75, 7.5, 15 W
- SPL: 106dB 1W @ 1m
- Suitable for outdoor (IP66)

Part #	Description
SPH-15	15W Horn Speaker

HONEYWELL AV AS7240.24 CERTIFIED SPEAKERS



Wall mount Loudspeakers

- Intelligible voice and superior sound reproduction
- Robust metal enclosure
- Harmonious with all indoor decoration
- Simple power setting
- Easy installation
- AS ISO 7240-24 Certified Type A Speaker / IP21C
- Available with or without capacitor(part number without "C")

*SAI Global certificate # SMK40640 (AS7240.24:2015)

Part #	Description
L-VWM06A/ENC	4" metal wall mount loudspeaker, 6/3/1.5/0.75W, white metal enclosure, with capacitor
L-VCP06D-W	4" Ceiling Loudspeaker, 6/3/1.5/0.75/0.375W, White, plastic enclosure, with capacitor
L-VCP06D-BK	4" Ceiling Loudspeaker, 6/3/1.5/0.75/0.375W, Black, plastic enclosure, with capacitor
L-SMB-W	Surface Mount Box, White (suitable for L-VCP06D-W & SP-100)
L-SMB-BK	Surface Mount Box, Black (suitable for L-VCP06D-BK & SP-100-BK)



Ceiling Loudspeakers

- Excellent sound reproduction
- Robust plastic/metal dome
- AS 7240.24 Certified Type A Speaker / IP21C
- Available with or without capacitor

*SAI Global certificate # SMK40640 (AS7240.24:2015)

Part #	Description
L-VCP06A/ENC	5" Ceiling loudspeaker, 6/3/1.5W, white plastic dome, AS ISO 7240.24:2015, with capacitor
L-VCM6B/ENC	5" Ceiling loudspeaker, 6/3/1.5/0.75W, red metal dome with capacitor
L-VCM6A/ENC	6.5" Metal ceiling loudspeaker, 6/3/1.5/0.75W, red metal dome, with capacitor
L-VCM24A/EN	6.5" Metal coaxial ceiling loudspeaker, 24/12/6/3W, 4ohm, red metal dome
L-VCP06D-W	4" Ceiling Loudspeaker, 6/3/1.5/0.75/0.375W, White, plastic enclosure, with capacitor
L-VCP06D-BK	4" Ceiling Loudspeaker, 6/3/1.5/0.75/0.375W, Black, plastic enclosure, with capacitor
L-SMB-W	Surface Mount Box, White (suitable for L-VCP06D-W & SP-100)
L-SMB-BK	Surface Mount Box, Black (suitable for L-VCP06D-BK & SP-100-BK)



Horn Loudspeakers

- Intelligible voice and superior sound reproduction
- Low-profile design blends easily into any outdoor applications
- Ergonomic and stylish design
- High-strength UV protective ABS housing
- AS 7240.24 certified Type B speaker / IP33C certified (IP66 compliant)

*SAI Global certificate # SMK40640 (AS7240.24:2015)

Part #	Description
L-VHP15A/EN	Outdoor horn, 15/10/5W, 8ohm, Grey, ABS, AS ISO 7240.24:2015, with capacitor



Projection Loudspeakers

- Intelligible voice and superior sound reproduction
- Ceiling or wall mount
- Meets virtually any outdoor requirements
- AS ISO 7240-24 Certified Type B Speaker / IP33C certified (IP65 compliant)
- Available with or without capacitor(part number without "C")

*SAI Global certificate # SMK40640 (AS7240.24:2015)

Part #	Description
L-VJM10A/ENC	Unidirectional loudspeaker, 10/5/2.5/1.25W, White, Aluminum, with capacitor
L-VJM20A/ENC	Unidirectional projection loudspeaker, 20/10/5/2.5W, White, Aluminum, with capacitor
L-VBM20A/ENC	Bidirectional speaker, 20/10/5/2.5W, White, Aluminum, with capacitor
L-VJP15A/EN-W	Unidirectional projection loudspeaker, 15/7.5/3.75/1.9/0.95W, White, Plastic. AS ISO 7240.24:2015, with capacitor
L-VJP15A/EN-BK	Unidirectional projection loudspeaker, 15/7.5/3.75/1.9/0.95W, Black, Plastic. AS ISO 7240.24:2015, with capacitor



Column Loudspeakers

- Intelligible voice and superior sound reproduction
- Robust aluminum housing
- Supplied with universal swivel bracket for easy angle adjustment
- Able to be switched between 100V and 70V
- Adapts to extreme environmentw
- AS ISO 7240-24 Certified Type B Speaker / IP33C certified (IP65 compliant)
- Available with or without capacitor (part number without "C")

*SAI Global certificate # SMK40640 (AS7240.24:2015)

Part #	Description
L-VOM20A/ENC	Outdoor column speaker, 20/10/5/2.5W, White, Aluminum, AS ISO 7240.24:2015, with capacitor
L-VOM40A/ENC	Outdoor column speaker, 40/20/10/5W, White, Aluminum, AS ISO 7240.24:2015, with capacitor



L-PPP20A – Pendant Speaker

- Suitable for speech and music reproduction
- Robust fire resistant ABS enclosure
- 2m long fire resistant cable
- Not AS7240.24 certified, requires project related approval

Part #	Description
L-PPP20A	Pendant Speaker

INSTALLATION TOOLS



Hole Saw with Arbor

Quality hole saw to permit easy installation of Notifier ceiling speakers.

Part #	Description
HOLESAW-140	140mm Hole with Arbor to suit L-VCP06D / SP-100

CONVENTIONAL AUDIO VISUAL ALARM DEVICES



ENscape Series Surface mount Sounders

- 2 stage tones
- Up to 110db (A) output (max)
- Outdoor (IP65) version
- 12mA alarm current
- 32 tones

*SAI Global certificate # SMK40640-4 (AS7240.3:2015)

Part #	Description
CWSO-RR-S1	Surface mount sounder, red, low profile base
CWSO-WW-S1	Surface mount sounder, white, low profile base
CWSO-RR-W1	Surface mount sounder, red, IP65
CWSO-WW-W1	Surface mount sounder, white, IP65



ENscape Series Sounder Strobes

- 2 stage tones
- 110dB (A) output (max)
- Outdoor (IP65) version
- 22mA alarm current
- 32 tones

*SAI Global certificate # SMK40640-4 (AS7240.3 / AS7240.23:2015)

Part #	Description
CWSS-RR-S5	Surface mount Sounder/Strobe low profile base, red body, clear lens, red flash
CWSS-RW-S5	Surface mount Sounder/Strobe low profile base, red body, clear lens, white flash
CWSS-WR-S5	Surface mount Sounder/Strobe, low profile base, white body, clear lens, red flash
CWSS-WW-S5	Surface mount Sounder/Strobe low profile base, white body, clear lens, white flash
CWSS-RR-W5	Surface mount Sounder/Strobe deep/IP65 base, red body, clear lens, red flash
CWSS-RW-W5	Surface mount Sounder/Strobe deep/IP65 base, red body, clear lens, white flash
CWSS-WW-W5	Surface mount Sounder/Strobe deep/IP65 base, white body, clear lens, white flash



ENscape Series Surface mount Strobes

- Excellent light output
- Soft start function to reduce power surges

*SAI Global certificate # SMK40640-4 (AS7240.23:2015)

Part #	Description
CWST-RR-S5	Surface mount Strobe, low profile base, red body, clear lens, red flash
CWST-WR-S5	Surface mount Strobe low profile base, white body, clear lens, red flash
CWST-WW-S5	Surface mount Strobe low profile base, white body, clear lens, white flash
CWST-RR-W5	Surface mount Strobe deep/IP65 base, red body, clear lens, red flash
CWST-RW-W5	Surface mount Strobe deep/IP65 base, red body, clear lens, white flash
CWST-WW-W5	Surface mount Strobe deep/IP65 base, white body, clear lens, white flash



Red and Amber Dual Strobes

- 100mA alarm current (per strobe)
- Strong metal mounting box

Part #	Description
STR-DUAL	Red and Amber Dual strobe on white metal box



SRHKRLFIRE Outdoor Brigade Strobe

- 135-185cd adjustable output
- 228 - 286mA alarm current
- Outdoor (IP66) rating
- Labelled "FIRE" in accordance with requirements of AS1670.1
- Includes surface mount back box

Part #	Description
SRHKRLFIRE	SpectrAlert Advance Outdoor Brigade strobe

HAZARDOUS AREA NOTIFICATION APPLIANCES



Explosion Proof Strobes

High output 5J Certified to IEC:-

- II 2G Ex d-IIC t
- II 2G Ex d-IIC T4 Ta. -50oC to +60oC
- II 2G Ex d-IIC T5 Ta. -50oC to +55oC
- II 2G Ex d-IIC T6 Ta. -50oC to +40oC
- II 2D Ex tD IIC A21 T115oC Db IP67
- Zones 1, 2, 21 and 22



Explosion Proof Alarm Horns

- 100V audio line
- 15W RMS rated output
- 102dB @ 1W

Certified to IEC:-

- II 2G Ex d-IIB T4 Ta. -50oC to +70oC
- II 2G Ex d-IIC T4 Ta. -50oC to +55oC
- II 2D Ex tD A21 IP67 T115 **
- Zones 1, 2, 21 and 22

Part #	Description
BEXBGL1D-RD	Exd LED beacon - Red Lens, 24V DC
BExBG05D24DC-RD	Exd Strobe, 5J, Red Lens, 24V DC
BExBG05D24DC-AM	Exd Strobe, 5J Amber Lens, 24V DC
BEXCS110L1D24DC	Exd LED beacon\Alarm Horn Red Body, Red Lens, 24VDC
BEXL15D100V	BExL15D100V Exd Horn Speaker - 100V line, 15W
BEXS110D24DC	Exd Alarm Horn Red, 110dB, 24VDC
BEXS120D24DC	Exd Alarm Horn Red, 24VDC, 117db



IS-A105N-R Intrinsically Safe Horn Sounder

- 105dB output
- 49 tone settings and 3 input stages

Certified to IEC:-

- II 1G Ex ia-IIC T4 Ga. -40oC < Ta < +60oC
- Zone 0

Part #	Description
IS-A105N-R	Intrinsically safe Horn Sounder 24VDC, Red



IS-mA1-R Intrinsically Safe 'Minialarm' Sounder

- 100db output
- 49 tone settings and 3 input stages

Certified to IEC:-

- II 1G Ex ia-IIC T4 Ga. -40oC < Ta < +60oC
- Zone 0

Part #	Description
IS-mA1-R	Intrinsically safe Mini alarm Sounder 24VDC, Red



IS-mC1-R Intrinsically Safe 'Minialert' Combined Sounder/Beacon

- 100db output
- 22cd beacon output
- 49 tone settings and 3 input stages

Certified to IEC:-

- II 1G Ex ia-IIC T4 Ga. -40oC < Ta < +60oC
- Zone 0

Part #	Description
IS-mC1-R/R	IS MiniAlert Sounder/ Beacon Red body, Red Lens
IS-mC1-R/A	IS MiniAlert Sounder/Beacon Red body, Amber Lens
IS-mC1-R	IS MiniAlert Sounder/Beacon Red body, Blue Lens



IS-mB1 Intrinsically Safe 'Minialite' Beacon

22cd beacon output

Certified to IEC:-

- II 1G Ex ia-IIC T4 Ga. -40oC < Ta < +60oC
- Zone 0

Part #	Description
IS-MB1-R/R	IS MiniAlert Beacon Red body, Red Lens
IS-MB1-R/A	IS MiniAlert Beacon Red body, Amber Lens
IS-MB1-R/B	IS MiniAlert Beacon Red body, Blue Lens



IS-L101L Intrinsically Safe LED Beacon

48cd beacon output

Certified to IEC:-

- II 1G Ex ia-IIC T4 Ga. -40oC < Ta < +60oC
- Zone 0

Part #	Description
IS-L101L-R/R	Intrinsically safe LED Beacon red lens
IS-L101L-R/A	Intrinsically safe LED Beacon amber lens
IS-L101L-R/B	Intrinsically safe LED Beacon blue lens

FIRE BELLS



SSM Series Fire Bells

SSM series alarm bells are low current, high decibel notification appliances for use in fire or other signaling applications.

- High dB output
- Suitable for indoor and outdoor use
- Low current draw

*Explosion proof

Part #	Description
SSM24-6	6" (150mm) Alarm bell – 24VDC
SSM24-8	8" (200mm) Alarm bell – 24VDC
SSM12-6	6" (150mm) Alarm bell – 12VDC

Accessories

Part #	Description
WBB	Back Box to suit Bells –Red



Fire alarm bells for hazardous areas (Exd)

- Explosion proof

Part #	Description
BEXH120DRAC230	Belltronic' Explosion Proof Bell, 230Vac
BEXH120DRDC024	Belltronic' Explosion Proof Bell, 24V dc

AGENT RELEASE MODULE



The Notifier Agent release module is used to control the release of suppressing agents in accordance with AS4214 or AS14520.1

- Dual risk operation from 3 risk inputs
- Optional Pyrozone interface
- Master "Service Isolate" button
- Fits into 1 x CHS-xL slot

Part #	Description
ARM	Agent Release Module Kit

AGENT RELEASE LOCAL CONTROL STATION (LCS)



The Notifier local control station is used for connection to a gas control panel for remote control of the suppression agent isolation and release.

- Simple to install, flip down enclosure
- Interfaces to Notifier Agent Release module

Part #	Description
LCS	Agent release local control station
LCS-SW	LCS Switch Replacement Kit



Enclosure Dimensions (Standard LCS):
- 190mm H x 110mm W x 80mm D

Part #	Description
STI-1130	Indoor Protective Stopper with Horn and Clear Spacer c/w Fire Label
STI-3150	Weather stopper, clear polycarbonate enclosure to suit LCS

ILLUMINATED WARNING SIGNS



Indoor Red Warning Sign (body only)

- Attractive slim-line sign
- Integrated piezo sounder
- High brightness red LED illumination
- Range of standard face plates
- Black sign coloured text



Outdoor Red Warning Sign (body only)

- IP66 outdoor rating
- Integrated piezo sounder
- High brightness red LED illumination
- Range of standard face plates
- Black sign coloured text



Indoor System Inoperative Warning Sign

- Attractive slim-line styling
- Integrated piezo sounder
- High brightness amber LED illumination
- System Inoperative faceplate for use with agent release systems
- Black sign coloured text



Outdoor System Inoperative Warning Sign

- IP66 outdoor rating
- Integrated piezo sounder
- High brightness amber LED illumination
- System Inoperative faceplate for use with agent release systems
- Black sign coloured text

OTHER WARNING SIGNS



Warning Signs

- For various applications

Part #	Description
WSR-I	Red Indoor Warning Sign (body only)

Face Plates

Part #	Description
WSF-I/CUST	Indoor Face plate Customer Specified Text
WSF-I/FA-DNE	Indoor Face Plate "FIRE ALARM, DO NOT ENTER"
WSF-I/FA-EA	Indoor Face Plate "FIRE ALARM, EVACUATE AREA"
WSF-I/FDC	Indoor Face Plate "FIRE DOOR CLOSING"
WSF-I/DNE-GD	Indoor Face Plate "DO NOT ENTER, GAS DISCHARGED"

Part #	Description
WSR-O	Outdoor Red Warning Sign (body only)

Face Plates

Part #	Description
WSF-O/CUST	Outdoor Face plate, Customer Specified Text
WSF-O/FA-DNE	Outdoor Face Plate "FIRE ALARM, DO NOT ENTER"
WSF-O/FA-EA	Outdoor Face Plate "FIRE ALARM, EVACUATE AREA"
WSF-O/FDC	Outdoor Warning Sign Face Plate "Fire Door Closing"
WSF-O/DNE-GD	Outdoor Face Plate "DO NOT ENTER, GAS DISCHARGED"

Part #	Description
WSA-I/SI	Indoor "System Inoperative" Warning Sign

Part #	Description
WSA-O/SI	Outdoor "System Inoperative" Warning Sign

Part #	Description
WS-FIRE	Warning Sign - "FIRE" 150mm x 60mm, red on white
WS-FIP	Warning Sign - "FIRE INDICATOR PANEL", red on white
WS-000	Warning Sign - "Dial 000, Local Fire Alarm Only", red on white, 80 x 25mm
WS-WFDC	Warning Sign - "WARNING - FIRE DOOR CLOSING", non-illuminating, 730mm(w) x 200mm(h)

CONVENTIONAL MANUAL CALL POINTS



Conventional Indoor Manual Call Points

- Normally Open and Normally Closed operation
- Transparent cover available. (Standard on Yellow MCP)
- Multiple colour options for variety of functions
- Flexible (non-glass) element available (Standard on Red resettable MCP)

*ActivFire certificate # afp-3334v(A57240.11:2018)



WCP3A Conventional Outdoor Manual Call Points

- Outdoor (IP67) rating
- Normally Open and Normally Closed operation
- Transparent cover available. (Standard on Yellow MCP)
- Multiple colour options for variety of functions
- Flexible (non-glass) element available

*ActivFire certificate # afp-2260 (A57240.11:2018)



Double Pole Manual Call Points

- Indoor & Outdoor (IP67) rating
- Transparent cover available.
- With Glass or Flexible (non-glass) element available

*ActivFire certificate # red: afp-3334 (A57240.11:2018)

Part #	Description
M1A-R470SG-STCK-01	Red Conventional MCP, indoor, Surface mount, House + Flame, back box included
M3A-R000SF-STCK-01	Red MCP resettable surface mount
M3A-W000SG-P088-01	White MCP, Indoor, Surface mount "EVACUATE"
M3A-Y000SG-STCK-11	Yellow MCP, Indoor, Surface Mount, no label
M3A-G000SG-STCK-12	Green MCP, Indoor, Surface Mount, "Door Release"
M3A-B000SG-K013-11	Blue MCP, Indoor, Surface Mount, no label

Accessories

Part #	Description
SG-1x10	Spare MCP glass (pk 10) common to all MCP's
PS200FLAP	Clear replacement flap to cover MCP from accidental breakage - curved shape
PS210	Flexible MCP element to suit KAC MCP's
SC070	Spare test key (pk 10) SC070
SR	Back box suitable for surface mounting KAC Manual Call Point
STI-1130	Indoor Protective cover Stopper II" with Horn & Clear Spacer, Fire Label / red horn/clear space
STI-3150	Weather stopper, clear polycarbonate enclosure

Part #	Description
W3A-R000SG-STCK-01	Red conventional MCP, IP67, Surface mount , House + Flame
W3A-Y000SG-K013-54	Yellow MCP, IP67, Surface Mount, "Extinguishant Release"
W3A-G000SG-STCK-12	Green MCP, IP67, Surface Mount, "Emergency Door Release"
W3A-B000SG-K013-11	Blue MCP, IP67, Surface Mount, no label

Accessories

Part #	Description
SG-1x10	Spare MCP glass (pk 10)
PS200	Clear replacement flap to cover MCP from accidental breakage - curved shape
PS210	Flexible MCP element
SC070	Spare test key (pk 10)
SR	Back box suitable for surface mounting KAC Manual Call Point
STI-1130	Indoor Protective cover Stopper II" with Horn & Clear Spacer, Fire Label / red horn/clear space
STI-3150	Weather stopper, clear polycarbonate enclosure

Part #	Description
M4A-G000SF-K013-11	Resettable Green Double pole indoor call point fore emergency door release, with flexible element
W4A-G000SG-K013-12	Green Double pole outdoor call point IP67, with glass elements

ADDRESSABLE MANUAL CALL POINTS



NFX-MCP-GLASS Addressable Indoor MCP

- FlashScan protocol
- Surface mount or Flush mount
- Clear cover flap option available
- Flexible non-frangible element option available
- comes without protective flap, available separately

*ActivFire certificate # afp-3338(AS7240.11:2018)



WCP5A Addressable Outdoor MCP

- CLIP protocol
- IP67 outdoor rating
- Clear flap cover option available separately
- Flexible non-frangible element option available

*ActivFire certificate # afp-3338(AS7240.11:2018)

Part #	Description
NFX-MCP-GLASS	FlashScan indoor manual call point Back box not included

Accessories

Part #	Description
SG-1x10	Spare MCP glass (pk 10), common to all MCP's
PS200 FLAP	Clear replacements flap to cover MCP from accidental breakage suits all KAC MCP's - curved shape
PS210	Flexible MCP element
SC070	Spare test key (pk 10), to suit all MCPs
SR	Red back box suitable for surface mounting KAC Manual Call Point (e.g.NFX-MCP-GLASS)
STI-1130	Indoor Protective cover Stopper II" with Horn & Clear Spacer, Fire Label / red horn/clear space
STI-3150	Weather stopper, clear polycarbonate enclosure

Part #	Description
W5A-RP01SG-K013-01	Red Intelligent CLIP protocol MCP, IP67, requires back box, House + Flame, with flexible element (WCP5A-RC)

Accessories

Part #	Description
SG-1x10	Spare MCP glass (pk 10), common to all MCP's
PS200 FLAP	Clear replacements flap to cover MCP from accidental breakage suits all KAC MCP's - curved shape
PS210	Flexible MCP element
SC070	Spare test key (pk 10), to suit all MCPs
SR	Red back box suitable for surface mounting KAC Manual Call Point (e.g.NFX-MCP-GLASS)
STI-1130	Indoor Protective cover Stopper II" with Horn & Clear Spacer, Fire Label / red horn/clear space
STI-3150	Weather stopper, clear polycarbonate enclosure

HAZARDOUS AREA MANUAL CALL POINTS



EXD Manual Call Point

Certified to IEC:-

- Ex e d-IIC T6 Gb (-40oC ≤ Ta ≤ +55oC)
- Ex t-IIIIC T60 Db (-40oC ≤ Ta ≤ +55oC)



WCP3A-IS Intrinsically Safe Conventional Outdoor MCP

- Outdoor (IP67) rating
- Normally Open and Normally Closed operation
- Flexible (non-glass) element available
- Comes without protective flap, available separately

Certified to IEC:-

- Ex ia-IIB T4 Ga (-30oC ≤ Ta ≤ +40oC)
- Zones 0, and 20

Part #	Description
BExCP3A-BG-LF	Red ExD Manual Call Point with protective flap, no resistors

Part #	Description
W3A-R000SG-K013-81	Red surface mount Intrinsically safe MCP, House + Flame (WCP3A-R-IS)

Accessories

Part #	Description
SG-1x10	Spare MCP glass (pk 10), common to all MCP's
PS200 FLAP	Clear replacements flap to cover MCP from accidental breakage suits all KAC MCP's - curved shape
PS210	Flexible MCP element
SC070	Spare test key (pk 10), to suit all MCPs
SR	Back box suitable for surface mounting KAC Manual Call Point
STI-1130	Indoor Protective cover Stopper II" with Horn & Clear Spacer, Fire Label / red horn/clear space
STI-3150	Weather stopper, clear polycarbonate enclosure

MAGNETIC DOOR HOLDERS



Surface Mount Magnetic Door Holders

- 400/1000N Holding force
- Spark suppression
- Reverse polarity diode fitted

Part #	Description
MDH400	MDH400 Magnetic Door Holder 400N (41kg)
MDH1000	MDH1000 Magnetic Door Holder 850N (102kg)

Accessories

Part #	Description
MDHW15	Wall mount extension bracket 15cm
MDHW30	Wall mount extension bracket 30cm
MDH/F	Floor Mount Bracket



Floor/Wall Mount Magnetic Door Holders

- 15/30cm arm lengths
- Spark suppression
- Reverse polarity diode fitted

Part #	Description
MDH400/15	Wall or Floor mount magnetic door holder 400N (41kg) with 15cm arm
MDH400/30	MDH400/30 Wall or Floor mount magnetic door holder 400N (41kg) with 30cm arm

Accessories

Part #	Description
SZ2575	Surface mount box for MDH400/15 or MDH400/30



Remote Door Release

- Remote door release switch for magnetic door
- holders, fitted onto Clipsal style switch plate

Part #	Description
MDHREM	Remote door release plate

FLAME DETECTORS



FSL100 Flame Detectors

Honeywell's FSL100 range of Light Industrial/Commercial Flame Detectors enables simple coverage of fire hazard areas across many fire hazard applications. Installation, set-up and operation are simple. Wide solid area coverage and fast speed of response optimize safety. With inbuilt automatic test and test lamps available to cover all models, reliability is ensured.

Key Features & Benefits

- UV, UV/IR and IR3 Flame Detectors to cover a wide range of applications
- Robust, simple to install & set-up; Wide angle and fast speed of response
- Automatic test and test lamps for simple check and maintenance.

Quick Specs

- FSL100 Flame Detectors - UV, UV/IR and IR3 for light industrial applications
- GRP Housing, available in Red or White with optional swivel mount
- 24 VDC nominal (10-28VDC), 25mA nominal operation
- 4 to 20mA and Relay outputs.
- EN54-10 Performance Approved

Part #	Description
FSL100-UV	UV flame detector Suitable for ATEX zone 2/22; FM 3611 Class 1,2&3 Div2 EN54-10 (HIGH sensitivity) certificate FM3260 approval (pending*). Red Housing
FSL100-UV-W	UV flame detector Suitable for ATEX zone 2/22; FM 3611 Class 1,2&3 Div2 EN54-10 (HIGH sensitivity) certificate FM3260 approval (pending*). White Housing
FSL100-UVIR	UV/IR flame detector Suitable for ATEX zone 2/22; FM 3611 Class 1,2&3 Div2 EN54-10 (HIGH sensitivity) certificate FM3260 approval (pending*). Red Housing
FSL100-UVIR-W	UV/IR flame detector Suitable for ATEX zone 2/22; FM 3611 Class 1,2&3 Div2 EN54-10 (HIGH sensitivity) certificate FM3260 approval (pending*). White Housing
FSL100-IR3	Triple IR flame detector Suitable for ATEX zone 2/22; FM 3611 Class 1,2&3 Div2 EN54-10 (HIGH sensitivity) certificate (pending*) FM3260 approval (pending*). Red Housing
FSL100-IR3-W	Triple IR flame detector Suitable for ATEX zone 2/22; FM 3611 Class 1,2&3 Div2 EN54-10 (HIGH sensitivity) certificate (pending*) FM3260 approval (pending*). White Housing

Accessories

Part #	Description
FSL100-SM21	FSL100 Optional swivel mount
FSL100-TL	FSL100 Test lamp



FS20X Flame Detector

Part of the FSX family of electro-optical flame detectors, the FS20X UV/IR2/VIS represents a quantum leap in integrating infrared and ultraviolet sensing technologies.

Key Features & Benefits

- Detects hydrocarbon and non-hydrocarbon fuel fires in all environmental conditions
- Range greater than 200 feet to 1 sq. ft. heptane fire
- Arc welding immunity

Quick Specs

- UV / IR2 / VIS Flame Detection Technology
- Field of view: 90° full 100% core of vision, ± 45° from on axis
- Operating voltage: 24 VDC nominal (18-32 VDC) - regulated
- Sensitivity: Very high, high, medium and low - switch selectable
- 4 to 20mA and Relay outputs.
- IECEx Certified Ex d for use in Gas Zone 1 Hazardous Areas
- EN54-10 Performance Approved

Part #	Description
FS20X-211-23-6	DUAL IR/UV FLAME DETECTOR Copper-Free Aluminum Encl. with (2) M25 entries, FM, cFM, ATEX, IECEx for Class I, Zone 1. With EN54-10 certification
FS20X-211-24-6	DUAL IR/UV FLAME DETECTOR Stainless Steel Encl. with (2) M25 entries, FM, cFM, ATEX, IECEx for Class I, Zone 1. With EN54-10 certification

Accessories

Part #	Description
SM4	Stainless Steel Swivel mounting assembly for FS24X, SS4, SS2 detectors
SH-001	Sunshield for FS20X & FS24X Detectors, 316 Stainless Steel
TL-2055	IR Test lamp for testing FS20X & FS24X detectors, explosion proof version. Incl universal charger
TL-1055	IR Test lamp for testing FS20X & FS24X detectors, non-explosion proof version. Incl universal charger
PSU-12	Universal charger for Fire Sentry Test Lamps and Interface Kits. For 110-240 VAC with international plugs

FLAME DETECTORS



FS24X Flame Detector

Sophisticated software algorithms and dual micro processors ensure that the FS24X IR3/VIS flame detector has the highest fire detection performance combined with optimal false alarm rejection.

Key Features & Benefits

- Detects hydrocarbon and non-hydrocarbon fuel fires in all environmental conditions
- User selection outputs
- Optimal false alarm rejection

Quick Specs

- IR3 / VIS Flame Detection Technology
- Sensitivity: Very high, high, medium and low - switch selectable
- Operating voltage: 24 VDC nominal (18-32 VDC) - regulated
- Humidity range: 5 to 98% relative humidity, non-condensing
- 4 to 20mA and Relay outputs.
- IECEx Certified Ex d for use in Gas Zone 1 Hazardous Areas
- EN54-10 Performance Approval

Part #	Description
FS24X-911-23-6	QuadBand™ IR3+ Detector, Copper-Free Aluminum Encl., (2) M25 entries FM, cFM, IECEx, ATEX and EN54-10 approved
FS24X-911-24-6	QuadBand™ IR3+ Detector, 316 Stainless Steel Encl. (2) M25 entries FM, cFM, IECEx, ATEX and EN54-10 approved

Accessories

Part #	Description
SM4	Stainless Steel Swivel mounting assembly for FS24X, SS4, SS2 detectors
SH-001	Sunshield for FS20X & FS24X Detectors, 316 Stainless Steel
TL-2055	IR Test lamp for testing FS20X & FS24X detectors, explosion proof version. Incl universal charger
TL-1055	IR Test lamp for testing FS20X & FS24X detectors, non-explosion proof version. Incl universal charger
PSU-12	Universal charger for Fire Sentry Test Lamps and Interface Kits. For 110-240 VAC with international plugs

XCD GAS DETECTORS



Sensepoint XCD gas detectors

The Sensepoint XCD range of fixed gas detectors is used to monitor areas where flammable, oxygen deficiency and toxic gasses may pose a hazard to working environments. XCD is designed for a broad spectrum of industrial applications with a comprehensive choice of features and benefits in a cost effective package.

- AS3786 approved
- Includes field replaceable sensor
- Built in sounder
- N/A and N/C Alarm contacts
- Interconnect up to 24 units

Certified to IEC:-

- II 2G Ex d-IIC t
- Ex d IIC T4 Gb, T6(Ta -40oC to +65oC)
- Ex tb IIIC T85oC Db IP66

Certified to ATEX:-

- Ex d IIC T4 GD T6(Ta -40oC to +65oC)
- Ex tb IIIC T85oC Db IP66

Part #	Description
SPXCDALMFx	XCD Flammable CAT, 0-100%LEL (20,0 to 100,0%LEL) with LM25 Aluminium Alloy, M20 Entry
SPXCDA SMFx	XCD Flammable CAT 0-100%LEL (20,0 to 100,0%LEL) with SS316, M20 Entry
SPXCDALMRx	XCD CH4(Methane) IR, 0-100%LEL (20,0 to 100,0%LEL) with LM25 Aluminium Alloy, M20 Entry
SPXCDA SMRx	XCD CH4(Methane) IR 0-100%LEL (20,0 to 100,0%LEL) with SS316, M20 Entry
SPXCDALMO1	XCD Oxygen, 25.0%/Vol with Aluminium Alloy, M20 Entry
SPXCDA SMO1	XCD Oxygen 25.0%/Vol with SS316, M20 Entry
SPXCDALMHx	XCD Hydrogen Sulphide 0-50ppm (10,0 to 100,0ppm) with LM25 Aluminium Alloy, M20 Entry
SPXCDA SMHx	XCD Hydrogen Sulphide 0-50ppm (10,0 to 100,0ppm) with SS316, M20 Entry
SPXCDALMCx	XCD Carbon Monoxide 0-500ppm (100 to 1000ppm) with Aluminium Alloy, M20 Entry
SPXCDA SMCx	XCD Carbon Monoxide 0-500ppm (100 to 1000ppm) with SS316y, M20 Entry
SPXCDALMG1	XCD Hydrogen 0-1000ppm with Aluminium Alloy, M20 Entry
SPXCDA SMG1	ATEX/IECEX & AP approved SP XCD Hydrogen 0-1000ppm with SS316, M20 Entry
SPXCDALMB1	XCD CO2(Carbon Dioxide) IR 0-2%VOL with Aluminium Alloy, M20 Entry
SPXCDA SMB1	ATEX/IECEX & AP approved SP XCD CO2 (Carbon Dioxide) IR 0-2%VOL with SS316, M20

Accessories

Part #	Description
SPXCDDMK	SP-XCD Duct Mounting Kit to suit Sensepoint XCD

Part #	Description
2306B2000	UniPoint Controller (mV input Version) DIN rail mounting
2306B1000	UniPoint Controller (mA input Version) DIN rail mounting



Unipoint Gas Detector Controllers

DIN rail mounted controller for Sensepoint XCD gas detectors.

- 2 or 3 wire 4-20mA inputs
- 3 x alarm, 1 x fault relays



FIBRE OPTIC LINEAR HEAT DETECTION



AP Sensing DTS Fibre Optic Linear Heat Detection

AP Sensing's fiber optic, linear heat detection systems leave no area unmonitored and display the real-time temperature and heat transfer of the entire area at once. Based on the quantum mechanical RAMAN-effect and a patented code-correlation measurement technique AP Sensing's "Linear Heat Series" measures an accurate temperature profile along the optical fiber over several thousand meters with measurements every 10 seconds. With an extremely high level of integration and unique optical assembly technology, AP Sensing offers you full protection combined with worry free permanent operation.

Enabling fast, reliable and cost-effective sensing through highly integrated optical measurement systems.

AP Sensing DTS will provide temperature monitoring for;

- Fire Detection
- Power cable monitoring
- Oil & Gas downhole performance monitoring
- Pipeline leakage detection

Suitable applications include large distributed manufacturing facilities, refineries, power plants, silos, warehouses, cold stores, conveyor belt systems, cable trays and tunnels

- Suitable for Harsh and Hazardous areas
- Continuous temperature monitoring
- Ability to integrate into management systems

GENERAL PURPOSE LINEAR HEAT DETECTION



System Sensor Linear Heat Detection

System Sensor's linear heat detection system is a fixed temperature device consisting of the conductor cable and an EOL box.

When heated to the rated temperature, the heat sensitive polymer insulation melts allowing the inner conductors to contact each other initiating an alarm state.

This type of detection is widely used in industrial, petrochemical, refinery and power generation plants.

- Continuous sensitivity along the length of cable
- Easy to install, test and splice

68 deg C

Part #	Description
SS-LD-68-155-100	Linear Heat Cable 68deg, 100m roll
SS-LD-68-155-200	Linear Heat Cable 68deg, 200m roll
SS-LD-68-155-500	Linear Heat Cable 68deg, 500m roll
SS-LD-68-155-1000	Linear Heat Cable 68deg, 1000m roll

88 deg C

Part #	Description
SS-LD-88-190-100	Linear Heat Cable 88deg, 100m roll
SS-LD-88-190-200	Linear Heat Cable 88deg, 200m roll
SS-LD-88-190-500	Linear Heat Cable 88deg, 500m roll
SS-LD-88-190-1000	Linear Heat Cable 88deg, 1000m roll

78 deg C

Part #	Description
SS-LD-78-172-100	Linear Heat Cable 78deg, 100m roll
SS-LD-78-172-200	Linear Heat Cable 78deg, 200m roll
SS-LD-78-172-500	Linear Heat Cable 78deg, 500m roll
SS-LD-78-172-1000	Linear Heat Cable 78deg, 1000m roll

105 deg C

Part #	Description
SS-LD-105-220-100	Linear Heat Cable 105deg, 100m roll
SS-LD-105-220-200	Linear Heat Cable 105deg, 200m roll
SS-LD-105-220-500	Linear Heat Cable 105deg, 500m roll
SS-LD-105-220-1000	Linear Heat Cable 105deg, 1000m roll

HARSH AREA LINEAR HEAT DETECTION



System Sensor Linear Heat Detection with Nylon coating

System Sensor's linear heat detection system is a fixed temperature device consisting of the conductor cable and an EOL box.

When heated to the rated temperature, the heat sensitive polymer insulation melts allowing the inner conductors to contact each other initiating an alarm state.

This type of detection is widely used in industrial, petrochemical, refinery and power generation plants.

- Continuous sensitivity along the length of cable
- Easy to install, test and splice
- Chemical resistant
- UV resistant

68 deg C

Part #	Description
SS-LDN-68-155-100	Linear Heat Cable 68deg, with nylon coating, 100m roll
SS-LDN-68-155-200	Linear Heat Cable 68deg, with nylon coating, 200m roll
SS-LDN-68-155-500	Linear Heat Cable 68deg, with nylon coating, 500m roll
SS-LDN-68-155-1000	Linear Heat Cable 68deg, with nylon coating, 1000m

88 deg C

Part #	Description
SS-LDN-88-190-100	Linear Heat Cable 88deg, with nylon coating, 100m roll
SS-LDN-88-190-200	Linear Heat Cable 88deg, with nylon coating, 200m roll
SS-LDN-88-190-500	Linear Heat Cable 88deg, with nylon coating, 500m roll
SS-LDN-88-190-1000	Linear Heat Cable 88deg, with nylon coating, 1000m

78 deg C

Part #	Description
SS-LDN-78-172-100	Linear Heat Cable 78deg, with nylon coating, 100m roll
SS-LDN-78-172-200	Linear Heat Cable 78deg, with nylon coating, 200m roll
SS-LDN-78-172-500	Linear Heat Cable 78deg, with nylon coating, 500m roll
SS-LDN-78-172-1000	Linear Heat Cable 78deg, with nylon coating, 1000m

105 deg C

Part #	Description
SS-LDN-105-220-100	Linear Heat Cable 105deg, with nylon coating, 100m
SS-LDN-105-220-200	Linear Heat Cable 105deg, with nylon coating, 200m
SS-LDN-105-220-500	Linear Heat Cable 105deg, with nylon coating, 500m
SS-LDN-105-220-1000	LDN-105-220(1000m) Linear Heat Cable 105deg, with nylon coating, 1000m

Accessories

Part #	Description
8687/EOL	47k End of line box
MB	LHD Junction Box to suit linear heat cable

VESDA DETECTORS



Part #	Description
VEU-A00	VESDA-E VEU with LED display
VEU-A10	VESDA-E VEU with 3.5" Display

VESDA-E VEU

The VEU series of aspirating smoke detectors are the premium detector of the VESDA-E range. A range of revolutionary new features provide unsurpassed detection performance, flexibility, field programmability, connectivity and reduced total cost of ownership.

- Ultra-wide sensitivity range; 15 times greater than VESDA VLP
- Provision for more sampling holes provide an increased coverage in high airflow applications by at least 40%
- Considerably longer linear pipe runs and extended branched pipe network configurations cater perfectly to applications with higher ceilings providing an increased coverage by up to 80%
- Convenient detector mounting for ease of service and maintenance

*ActivFire certificate # afp-2953 (AS7240.20:2012)



Part #	Description
VEP-A00-1P	VESDA-E VEP with LEDs, Plastic Enc, Single Pipe.
VEP-A00-4P	VESDA-E VEP with LEDs, Plastic Enc.
VEP-A10-4P	VESDA-E VEP with 3.5"Disp, Plastic Enc.

VESDA-E VEP

The VESDA-E VEP series of smoke detectors bring the latest and most advanced detection technology to provide very early warning and the best nuisance alarm rejection to a wide range of applications. Built on the Flair detection technology and years of application experience, VEP detectors achieve consistent performance over their lifetime via absolute calibration. In addition, the VEP delivers a range of revolutionary features that provide user value.

- One and four pipe models for different applications
- Flair detection technology delivers reliable very early warning in a wide range of environments with minimal nuisance alarms
- Multi stage filtration and optical protection with clean air barriers ensures lifetime detection performance
- Four alarm levels and a wide sensitivity range deliver optimum protection for the widest range of applications
- Intuitive LCD icon display provides instant status information for immediate response

*ActivFire certificate # afp-2953 (AS7240.20:2012)



Part #	Description
VES-A00-P	VESDA-E VES with LED display
VES-A10-P	VESDA-E VES with LED display and 3.5" colour touch screen

The VESDA-E VES

The VESDA-E VES includes a valve mechanism in the inlet manifold and software to control the airflow from four Sectors (pipes). This configuration enables a single zone to be divided into four separate sectors. The VES enables the user to locate the source of smoke by identifying the first sector to reach the Alert level. The detector then continues to sample from all sectors to monitor fire growth and will report separate alarm levels for each sector. The VES provides four individually configurable alarm levels (Alert, Action, Fire 1 and Fire 2) for each sector allowing optimum protection in a wide range of applications.

*ActivFire certificate # afp-3424 (AS7240.20:2012)

VESDA DETECTORS



Part #	Description
VEA-040-A00	VESDA-E VEA-40 Aspirating Smoke Detector with LEDs
VEA-040-A10	VESDA-E VEA-40 Aspirating Smoke Detector with 3.5" Display
VEA-040-STX	VESDA-E VEA-40 Expansion StaX
VER-A40-40-STX	VESDA-E VEA 40-Relay Local StaX

VESDA-E VEA

The VESDA-E VEA series of detectors combine VESDA reliability and early warning smoke detection with pinpoint addressability and a variety of annunciation options that truly surpass traditional spot detectors. VEA uses patented sampling points and multi-channel microbore air-sampling with enhanced or standard alarm sensitivity setting for the sampling points. As a multi-channel addressable system, the VEA detector is able to divide a protected space into sampling locations, enabling the localization of a fire for faster incident response. VEA is suitable for the protection of areas where pinpoint location of fire events is essential, thus providing ideal fire detection solutions for offices, hospitals, schools, prisons, multi-story dwellings, cabinets in data centers and warehouse racks. A wide range of features provide flexibility, enhanced connectivity and reduced total cost of ownership.

The VESDA-E VEA Local Relay StaX allows signaling of alarm location from the detector via relays and provides mounting of fire panel loop input modules inside the enclosure.

VESDA-E PRODUCT OVERVIEW

Parameter	VESDA-E VEU	VESDA-E VEP	VESDA-E VES	VESDA-E VEP-1	VESDA-E VEA
Fire 1 Lowest Threshold	0.001%/m (0.0003%/ft)	0.01%/m (0.0031%/ft)	0.01%/m (0.0031%/ft)	0.01%/m (0.0031%/ft)	Sampling hole sensitivity 1.6%/m (0.5%/ft)
Detection Range	0.001 - 20.0% obs/m (0.0003 - 6.25% obs/ft)	0.005 - 20% obs/m (0.0016% - 6.25% obs/ft)	0.005 - 20% obs/m (0.0016% - 6.25% obs/ft)	0.005 - 20% obs/m (0.0016% - 6.25% obs/ft)	0.020 - 16% obs/m (0.006 - 4.88% obs/ft)
EN54-20 Max. no of Holes (Class A / B / C)	80 / 80 / 100	40 / 80 / 100	40 / 80 / 100	30 / 40 / 45	40
Pipe Length (Linear)	400 m (1,312 ft)	280 m (919 ft)	280 m (919 ft)	100 m (328 ft)	40 x 100 m (40 x 328 ft)
Pipe Length (Branched)	800 m (2,624 ft)	560 m (1,837 ft)	560 m (1,837 ft)	130 m (427 ft)	NA
Flow Sensing	Ultrasonics	Ultrasonics	Ultrasonics	Ultrasonics	Pressure Transducer and Thermistor
Flow Thresholds	Per Pipe	Per Pipe	Per Pipe	Per Pipe	Per System
StaX Support	Yes	Yes	Yes	Yes	Yes
Addressability	No	No	4 Sectors (pipes)	No	Up to 40 sampling holes
VESDAnet	Yes	Yes	Yes	Yes	Yes
iVESDA Support	Yes	Yes	Yes	Yes	Yes
Field Replaceable Chamber	Yes	Yes	Yes	Yes	Yes
WiFi, Ethernet, USB	Yes	Yes	Yes	Yes	Yes

NOTIFIER INTELLIGENT VESDA DETECTORS



Part #	Description
VEA-A40-A00-NTF	Intelligent aspiration with LED display, 40 point-addressable detection points. Covers 3,345 square m. FlashScan protocol.
VEA-A40-A10-NTF	Intelligent aspiration with LED and LCD display, 40 point-addressable detection points. Covers 3,345 square m. FlashScan protocol.

Intelligent VESDA-E VEA

Intelligent VESDA-E VEA series of detectors provide point addressable early warning smoke detection with pinpoint addressability. These detectors use microbore air-sampling tubes and patented air sampling points with three alarm sensitivity settings for the sampling points. Intelligent VEA supports 40 sampling points on a single central detector. With a wide range of features the Intelligent VEA provides flexibility, field programmability, enhanced connectivity and reduced total cost of ownership.

- Pinpoint addressability with end-to-end system integrity monitoring.
- 40 addressable microbore tubes with individual sampling points.
- Interruption-free business operation with centralized testing and maintenance.
- Sampling point and tube blockage detection.
- Automatic tube breakage and sampling point presence detection and sampling point cleaning at set intervals.
- Three sensitivity settings for the sampling points.
- Variable length microbore tubes, up to 100 m.
- Laser-based absolute smoke detection.
- Coarse particle filtering and clean air barrier for optics protection.
- Reliable linear pump technology.
- LEDs for alarm and fault signaling.
- 3.5" color touchscreen for status review.
- Seven pre-configured relays.
- Two GPIs (monitored/unmonitored) with fix mapping to detector Reset function.
- Xtralis VSC and VSM PC software support.
- iVESDA application for system monitoring on mobile devices.



Part #	Description
VEP-A00-1P-NTF	Intelligent aspiration smoke detector with LED display, single pipe, covers up to 1,000 square m. FlashScan protocol.
VEP-A00-P-NTF	Intelligent aspiration smoke detector with LED display, 4 pipes, covers up to 2,000 square m. FlashScan protocol.
VEP-A10-P-NTF	Intelligent aspiration smoke detector with LED and LCD display, 4 pipes, covers up to 2,000 square m. FlashScan protocol.

Intelligent VESDA-E VEP

Intelligent VESDA-E VEP aspirating smoke detectors are seamlessly integrated on the SLC loop with NOTIFIER fire alarm control panels for a complete very early warning fire system..

Intelligent VESDA-E VEP brings the latest and most advanced detection technology forming the new Aspirating Smoke Detection (ASD) benchmark. Intelligent VEP is built on the new Flair technology - a revolutionary detection chamber that uses direct imaging of the sampled particles via a CMOS imager combined with multiple photo-diodes. The Flair detection chamber in VEP provides very early warning smoke detection, fewer nuisance alarms, higher stability and increased longevity to apply in wide range of applications.

VEP delivers a range of revolutionary features that provide user value such as longer pipe runs, out-of-box operation, field replaceable components, WiFi connectivity, 3.5" touch screen & remote monitoring via iVESDA. It is backward compatible with the world's number one ASD, VLP allowing significant upgrade opportunities.

- One and four pipe models for different applications
- Alarm and trouble status reporting at the fire alarm control panel without using any additional hardware
- FLAIR detection technology delivers reliable very early warning smoke detection
- Multi-stage filtration
- Intuitive LCD user interface
- Airflow monitoring at each port
- Referencing to accommodate external environmental conditions to minimize nuisance alarms
- Backwards compatible with VESDA VLP
- Remote monitoring with iVESDA mobile app
- Configuration through VESDA VSC application
- AS7240.20 certified

NOTIFIER INTELLIGENT VESDA DETECTORS



Part #	Description
VEU-A00-NTF	Intelligent aspiration smoke detector with LED display, 4 pipes, covers up to 6,500 square m. FlashScan protocol.
VEU-A10-NTF	Intelligent aspiration smoke detector with LED and LCD display, 4 pipes, covers up to 6,500 square m. FlashScan protocol.

Intelligent VESDA-E VEU

Intelligent VESDA-E VEU aspirating smoke detectors are seamlessly integrated on the SLC loop with NOTIFIER fire alarm control panels for a complete very early warning fire system.

Intelligent VESDA-E VEU aspirating smoke detectors are the premium detectors of the VESDA-E range. The VEU offers an ultra-wide sensitivity range, 15 times greater than the VESDA VLP, and provision for more sampling holes provide an increased coverage in high airflow applications by at least 40%. Considerably longer pipe runs and extended branched pipe network configurations allow the VEU to fit perfectly in to high ceiling and large open space areas while still allowing the detector to be mounted in an easily servicable location reducing total cost of ownership.

Built on the revolutionary Flair detection chamber technology, which uses a CMOS imager for direct imaging of particles in addition to multiple photo-diodes, the VESDA-E VEU provides unsurpassed detection performance in addition to best in class flexibility, field programmability and connectivity.

- Industry leading longest pipe runs and highest area coverage
- Ultrawide sensitivity range deliver optimum protection for the widest range of applications
- Alarm and trouble status reporting at the fire alarm control panel without using any additional hardware
- FLAIR detection technology delivers reliable very early warning smoke detection
- Multi-stage filtration
- Intuitive LCD user interface
- Airflow monitoring at each port
- Referencing to accommodate external environmental conditions to minimize nuisance alarms
- Backwards compatible with VESDA VLP
- Remote monitoring with iVESDA mobile app
- Configuration through VESDA VSC application
- AS7240.20 certified

Aspirated Smoke Detection

VESDA DETECTORS



Part #	Description
VLF-250	Relays Only
VLF-500	Relays Only
VIC-010	VESDANet Interface card
VIC-020	Multi-function Card - 2 x relays, 1 x input
VIC-030	Multi-function Card - 3 x relays, 1 x input

VESDA Laser FOCUS

The VESDA VLF-250 detector is a very early warning smoke detector designed to protect small, business-critical environments.

The VLF can be installed and commissioned out-of-the-box without the need for a special interface or software programming tools.

- Single Pipe
- Single Zone
- Instant Fault Finder™
- AutoLearn™ Smoke
- AutoLearn™ Flow

ActivFire certificate # afp-1770 (AS7240.20:2012)



Part #	Description
VLI-880	VESDA VLI with Relays
VLI-885	VESDA VLI with VesdaNET

VESDA Laser INDUSTRIAL

The VESDA VLI is an industry first early warning aspirating smoke detection (ASD) system, designed to protect industrial applications and harsh environments.

The VLI detector combines a fail-safe Intelligent Filter with an advanced clean-air barrier for optics protection, allowing the use of absolute detection and a long detection chamber life.

The VLI detector features a robust IP66-rated enclosure which provides complete protection against dust ingress.

- Four Pipes
- AutoLearn™ Smoke

ActivFire certificate # afp-2765 (AS7240.20:2012)

VESDA ACCESSORIES



Part #	Description
VHX-0200	VesdaNet PC Link (windows) for use with VSM3
VHX-0300	Vesdanet PC Link (Sliding Windows RS232) Open Protocol peer to peer
VHX-1200	Vesda wall mount HLI - includes VesdaNet socket
VHX-1300	Vesda Modbus HLI
VHX-1420-HFS	Modbus HLI (Honeywell version) to suit VESDA Net Gateway (VESDA-HLI-GW)

REMOTE UNITS



Part #	Description
VRT-000	Remote box with escutcheon only no blank plate
VRT-100	Remote box fitted with programmer
VRT-200	Remote box fitted with VLP display and 7 relays
VRT-300	Remote box fitted with VESDANet socket
VRT-400	Remote box fitted with Scanner display and 7 relays
VRT-500	Remote Box fitted with blank plate DRP and 7 relay card VLP
VRT-600	VESDA Remote Box fitted with Display no Relays
VRT-700	Remote box fitted with Scanner display no relays
VRT-800	Remote box fitted with Scanner display and 12 relays
VRT-900	Remote box fitted with Blank Plate and 12 Scanner relays
VRT-E00	Remote Box fitted with blank plate DRP & 7 relay card Scanner
VRT-J00	Remote Box fitted with VLC VN Display and 7 relay
VRT-K00	Remote Box fitted w/VLC VN Display & relay RTC
VRT-Q00	VESDA VLI Remote Display with RTC7
VRT-S07	VRT-S07 - System Relay Module to suit VESDANet
VRT-T00	VESDA VLI Remote Display with RTC0
VRT-V00	VRT-V00 - Remote display for VLF inc 7 x relays



FAAST CONVENTIONAL ASPIRATED SMOKE DETECTORS



Part #	Description
FL0111E-HS	FAAST-LT 200 Conventional Single channel ASD STAND ALONE SINGLE CH. ASPIRATION UNIT
FL0112E-HS	FAAST-LT 200 Conventional Single channel, 2 detector ASD
FL0122E-HS	FAAST-LT 200 Conventional Dual channel, 2 detector ASD STAND ALONE DUAL CH. 2 ASPIRATION UNIT

- High sensitivity LED Detection Chamber specially designed to cover Class C.
- Includes a high power output IR LED and high gain IR receiver amplifier
- Single & Dual channel versions with independent channels including fan, sensor and flow monitoring
- Provides pre-alarm functionality for graduated alarm thresholds
- Ultrasonic airflow sensing with expanded monitoring range
- A single device covers up to 2,000m² according to national design regulations
- Pipe-IQ™ software provides intuitive system layout and configuration all in one package
- Whisper-quiet 26db(A) fan; ideal for discrete detection monitoring
- Multiple event logging up to 2244 events
- User friendly air flow pendulum graph for verification of pipe network functionality
- Easily replaceable and reusable filter without affecting the rest of the device
- Protected electronics from air flow and accidental damage during installation or maintenance
- Designed for efficient wiring and installation: cable gland holes, easy access to the wiring area and no special tools required
- Easy access to parts requiring routine maintenance: filter(s) and sensor(s)
- IP65 enclosure

*ActivFire certificate # afp-3351 (A57240.20:2012)

ASPIRATED DETECTOR PIPE & FITTINGS



An extensive range of aspirated detector pipe, bends, fittings and sampling points to enable the creation of the required pipe and detection network.

Part #	Description
E700-P	Pipe per 4 meter length
E700-PJ	Pipe Junction fitting
E700-PC	Pipe clip single point fix
E700-LB	Large Radius Bend (150mm)
E700-SB	Small Radius Bend (90mm)
E700-J	J-Piece pipework
E700-EC	Pipe End Cap
E700-ASP	Aspirated Pipe Clip (HILTI) to suit 25 mm aspirated detector pipe
E700-T	ABS Solid T Pieces
E700-TA	Truck Adaptor for capillary tubes
E700-CSC	Sampling Connector for Capillary tubes
E700-CT	Capillary tube 5.2mm ID 8mm OD per metre
E700-SP	Sampling Point for Capillary tube end
E700-SP-DCL	Sampling point decal (200 per roll)
E700-SPLR	Sampling point label RED (ea)
E700-SRB-SH	ASD Sprinkler Head Assembly
E700-SRB	Standard base for HASP (use extra CSC)
VSP-610	Xtralis Tamper Proof Sampling Point to suit 25mm conduit
VSP-620	Xtralis Tamper Proof Sampling Point to suit 8mm capillary tube
VSP-860	Vesda Freezer Sampling point to suit aspirated detection

ASD ENVIRO PIPE - BLACK*



- Environment friendly-Green start roted
- Suited for VSDA Smoke Detection System
- Medium Duty (Black)
- Can be produced in any colour (subject to quantities)
- In accordance with AS/NZS 2053-UL 94-VO
- High Chemical resistance
- Operating temp -400C to 1100C
- Suitable for outdoor use-long term UV exposure

Part #	Description
HFTS2	ASD Enviro Pipe black 25mm/4m pipe length
FRSB25	ASD Enviro Pipe black 25mm Long bend
FRC25	SD Enviro Pipe black 25mm Coupling
FRCAP25	ASD Enviro Pipe black 25mm Endcap
C25FR	ASD Enviro Pipe black support Clips 25mm
DG-35	ASD Enviro Pipe Applicator Gun
TTA-35 MN	ASD Enviro Pipe Mixing Nozzle
TTA-35	ASD Enviro Pipe Adhesive

*pricing on request

OSID OPEN AREA DETECTION



OSID Emitters

- Dual frequency beam
- Multiple emitters for power input
- Ball & Socket adjustment
- Laser alignment tool

*ActivFire certificate # afp-2539 (A57240.12:2007)



OSID Imagers

- CMOS chip imager
- Multiple angle of coverage
- Ball & socket adjustment

*ActivFire certificate # afp-2539 (A57240.12:2007)



OSID Installation tools

Part #	Description
OSE-SP-001	OSID Emitter Standard Power/Battery Version
OSE-HP-01	OSID Emitter - High Power, Alkaline battery
OSE-SPW	OSID Emitter Standard Power/24V Wired Version
OSE-HPW	OSID Emitter High Power/24V Wired Version

Accessories

Part #	Description
OSID-EHE	OSID Emitter Environmental Housing
OSID-WG	OSID Wire Cage
OSE-ACF	OSE Anti-Condensation film to suit OSID-EHE (10pk)

Part #	Description
OSI-10	OSID Imager 7 degree coverage (min 25m)
OSI-90	OSID Imager 80 degree coverage

Accessories

Part #	Description
OSID-EHI	Imager Environmental Housing to suit OSID, IP66
OSID-WG	Wire Cage to suit OSID
OSEH-ACF	Anti-condensation to suit OSID-EHI (10pk)
OSP-001	OSID FTDI Cable 1.5m
OSP-002	OSID Laser Alignment Tool
OSE-RBL	Battery Exchange Unit Lithium exchange unit
OSE-RBA	Emitter Spare Battery Alkaline battery

Part #	Description
OSID-INST	OSID Install Kit

NPS SERIES POWER SUPPLY



NPS Series Stand-Alone Power Supplies

24VDC power supply and battery charger in enclosure. Ideal for use as a remote power supply for external equipment such as VESDA detectors.

- Include display module for indication and battery test
- Includes fault output relays
- Certified to AS4428.5

Part #	Description
NPS-2BB	2.7A power supply in cabinet. Fits 12AH batteries (230mm H x 350mm W x 130mm D) – Oyster Grey
NPS-5BB	5.6A power supply in cabinet. Fits 40AH batteries (350mm H x 440mm W x 225mm D) – Oyster Grey
NPS-11/BBO	NPS-11/BBO 11A PSU Stand-alone PSU in 18U/BBO (610 x 443 x 285 mm) - ONYX Black



NPS Series Power Supply on Slim line Chassis

Panel mount 24VDC power supply and battery charger.

- Certified to AS4428.5
- Includes fault output relays
- Replaces PS243

Part #	Description
NPS-5S	5.6A Stand-alone Power Supply
NPS-11S	11.7A Stand-alone Power Supply

Accessories

Part #	Description
NPS-DISP	Display kit to suit NPS power supplies, provides status and battery test switch



NPS Series Power Supply on Wide line Chassis

Panel mount 24VDC power supply and battery charger.

- Certified to AS4428.5
- Includes fault output relays
- Replaces PS249

Part #	Description
NPS-5	5.6A Stand-alone Power Supply
NPS-11	11.7A Stand-alone Power Supply

Accessories

Part #	Description
NPS-DISP	Display kit to suit NPS power supplies, provides status and battery test switch

BATTERIES



Panel Batteries

Sealed Lead Acid (SLA) batteries to provide secondary power supply to equipment.

- Approved to AS1603.4
- NOTE: 2 x batteries required for 24V system

Part #	Description
BATT1	SLA Battery 1.3AH - 97mm(L) x 43mm(W) x 58mm(H)
BATT7	SLA Battery 7AH - 151mm (L) x 65mm (W) x 101mm(H)
BATT12	SLA Battery 12AH - 151mm(L) x 98mm(W) x 101mm(H)
BATT18	SLA Battery 18AH - 181mm(L) x 77mm(W) x 167mm(H)
BATT/22	SLA Battery 22AH- 181mm(L) x 77mm (W) x 167mm(H)
BATT26	SLA Battery 26AH - 175mm(L) x 166mm(W) x 125mm(H)
BATT33	SLA Battery 33AH - 195mm(L) x 130mm(W) x 180mm(H)
BATT40	SLA Battery 40AH - 197mm(L) x 165mm(W) x 170mm(H)
BATT75	SLA Battery 75AH- 258mm (L) x 166mm (W) x 206mm(H)
BATT85	SLA Battery 85AH - 305mm(L) x 168mm(W) x 212mm(H)
BATT100	SLA Battery 100AH - 330mm(L) x 172mm(W) x 221mm(H)
BATT150	SLA Battery 150AH - 485mm(L) x 172mm(W) x 240mm(H)

SOLO TEST KITS



Solo 365 detector testers

Solo 365 takes everything expected from a Solo product, pairs it with the very latest technology and wraps it in a new modern slim-line design. It's lighter to use, quicker to test, suitable for more applications.

Part #	Description
SOLO911-001	SOLO 365 Detector Test Starter Pack to 6 metres Smoke Adv. Kit
SOLO365-001	SOLO 365 Detector Smoke Test Kit
SOLO372-001	SOLO 365 Detector Test ASD Adapter



SOLO Smoke Detector Kits

Solo 'Starter Packs' for use in testing smoke detectors only.

Part #	Description
SOLO808	Smoke test 'Starter Pack' (Contains Solo330 and Solo108) no bag included (4m reach)
SOLO809	Smoke test 'Starter Pack' (Contains Solo330 and Solo100) no bag included exc bag (6m reach)
SOLO811	Smoke test and removal kit Contains Solo330, Solo100, Solo200 and Solo610) inc bag (6m reach)



SOLO Smoke & Heat Detector Kits

Solo Detector test kits for use in testing smoke & heat detectors.

Part #	Description
SOLO814	Smoke & Mains Heat detector test and removal kit (Contains Solo330, Solo424, Solo100, Solo200 and Solo610) (6m reach)
SOLO822-001	Smoke & Cordless Heat detector test and removal kit (Contains Solo330, Solo461, Solo100, Solo200 and Solo610) (6m reach)
SOLO823-001	Smoke & Cordless Heat detector test and removal kit (Contains Solo330, Solo461, 3x Solo100, Solo200 and Solo610) (9.3m reach)



SOLO Extension Poles

Extension pole to suit all SOLO kits

Part #	Description
SOLO100	4 section telescopic pole (4.5m)
SOLO108	2 section telescopic pole (2.5m)
SOLO101	1 section extension pole (1.13m)



SOLO Tools

Add-on tools for the SOLO kits to add functionality to kits.

Part #	Description
SOLO200	Universal Detector Removal Tool
SOLO330	Aerosol Smoke and CO Dispenser
SOLO460	Cordless Heat Tester (Head only)
SOLO461	Cordless Heat Detector Test Kit
SOLO424	Heat Tester with 240V power supply
SOLO425	Extension Cable 5metres
SOLO610	Protective Carrying / Storage Bag
SOLO770-001	Replacement Battery Baton, TEST FIRE High Capacity Battery Baton
SOLO726-001	Battery charger to suit heat tester

SOLO AEROSOLS



SOLO Aerosols

A range of aerosols for testing and cleaning a variety of detectors. There are varieties which are suitable for hand and/or dispenser application

Part #	Description
SOLOA10-001	TEST SMOKE 150ml UseW/Disp-NonFlamm HCF-Free Smoke Detector Tester
SOLOA5-001	SOLO 250ml can smoke - SOLOSMOKE-T hand-held or dispenser use
SOLOC3-001	TEST CO 250ml Use With Dispenser hand-held or dispenser use



SOLO Smoke Sabre

Smoke Sabre is a functional aerosol smoke check for testing smoke detectors quickly and cost effectively at a flick-of-the-wrist. Low cost and simple, it is a revolutionary tester that eliminates the risk of harmful residue

Part #	Description
SMOKESABRE-01-00	Smoke detector tester with retractable 'funnel', 150ml

OTHER DETECTOR TEST & REMOVAL EQUIPMENT



Smoke Pens

Smoke pens are ideal for testing MASD systems and smoke detectors. They may also be used in areas of high airflow to determine airflow direction.

Part #	Description
SMOKEPEN	Smoke Pen and refills – c/w pk of 6 refills
SMOKEPEN-R	Smoke Pen refills (pk of 6)



Test Magnets

Telescopic test magnet to provide alarm test on System Sensor conventional and addressable detectors

Part #	Description
T/MAG	System Sensor telescopic test magnet



Digital SPL Meter

- Digital readout of the ambient noise level at microphone
- Features low (30-80db) and High (80-130dB) level
- Frequency range 31.5 - 8,000Hz
- Dynamic range 50dB / Accuracy: +/- 1.4dB
- Two built in weighting curves (A & C weighting)
- Supplied with carry case, tripod mounting adaptor and mic wind screen
- requires 1x 9V long life battery (included)
- Dimensions: 252H x 66W x 33D mm

Part #	Description
SPL-METER	Digital SPL Meter 35 to 130dB



Digital Impedance Meter

- Simple user friendly operation
- Suits 70V and 100V up to 10k Watts
- Calculates load in ohms and watts
- 9V battery powered with recharging port
- Compact handheld case
- Includes test leads
- Backlit LCD display
- Dimensions: 117H x 79W x 33D mm.

Part #	Description
IMP-METER	Digital Impedance Meter 9V Batt.LCD Display

MODULE ENCLOSURES



XP Module DGP enclosures

Enclosure for XP multi input/output modules when being mounted remote from the FACP.

- APO grey
- Multiple rear, top and bottom knockout cable entries

Part #	Description
DGP1B	DGP enclosure to mount 2 x XP modules (261mm H x 268mm W x 90mm D)
DGP2B	DGP enclosure to mount 4 x XP modules (431mm H x 268mm W x 90mm D)



Control Panel Enclosures

- Powder coated ONYX Black texture
- Includes blank inner door and gear tray

Part #	Description
CAB18U-BK	18U Cabinet with window door (887 H x 610 W x 285 D) - ONYX Black
CAB18US-BK	18U Cabinet with solid door (887 H x 610 W x 285 D) - ONYX Black
CAB28U-BK	28U Cabinet with window door (1330 H x 610 W x 380 D) - ONYX Black
CAB28US-BK	28U Cabinet with solid door (1330 H x 610 W x 380 D) - ONYX Black
CAB40U-BK	40U Cabinet with window door (1865 x 610 W x 380 D) - ONYX Black
CAB40US-BK	40U Cabinet with solid door (1865 x 610 W x 380 D) - ONYX Black



Battery or Panel Extension Enclosures

- Powder coated ONYX black texture
- Knockouts to suit panel enclosure

Part #	Description
CAB650BB-BK	ONYX Black – Battery box to suit CAB650 and CAB900 (250mm H x 450mm W x 190mm D)
18UBB-BK	ONYX Black – Battery box to suit 18U (443mm H x 610mm W x 285mm D)
28UBB-BK	ONYX Black – Battery box to suit 28U & 40U (443mm H x 610mm W x 380mm D)



Weatherproof Enclosures

- Surface mount outdoor enclosure in red.
- Ideally suited as WIP handset enclosures
- Thumb turn handle (non locked)

Cabinet Dimensions:

- 300mm H x 200mm W x 150mm D

Part #	Description
WIP-BOX-IP66	Weather proof (IP66) surface mount enclosure

CABINET SURROUNDS



Panel Surrounds

Onyx Black texture panel surrounds when recessing cabinets into walls etc.

- Powder coated Onyx Black texture
- 50mm edging

Part #	Description
CAB650SUR-BK	ONYX Black Flush surround to suit CAB 650
CAB900SUR-BK	ONYX Black Flush surround to suit CAB900
18USUR-BK	ONYX Black Flush surround to suit 18U
28USUR-BK	ONYX Black Flush surround to suit 28U

NOTE: Contact your Notifier systems consultant for alternate (custom) dimensions

MOUNTING CHASSIS & BRACKETS



XP module mounting chassis

The XP module mounting chassis provides a method for simple installation of addressable XP modules into a Notifier or 3rd party FACP or DGP.

Part #	Description
CHS-2	Mounting chassis for up to 2 x XP modules
CHS-4	Mounting chassis for up to 4 x XP modules Designed to allow fitting into CAB650/CAB900
CHS-6	Mounting chassis for up to 6 x XP modules Designed to allow fitting into 18U/28U/40U



Low-Profile mounting chassis

The low-profile mounting chassis range provides a uniform mounting assembly for almost all Notifier panel modules enabling simple installation of upgrade modules.

The chassis is compatible with the following devices;

- LCM & LEM Loop modules
- Relay modules
- DA Series occupant warning system
- + others

Part #	Description
CHS-1L	Mounting chassis to suit 1 x LCM/ DA-BOWS with Cable Tie Mounts
CHS-2L	Mounting chassis to suit 2 x LCM/ DA-BOWS with Cable Tie Mounts
CHS-3L	Mounting chassis to suit 3 x LCM/ DA-BOWS with Cable Tie Mounts
CHS-4L	Mounting chassis to suit 4 x LCM/ DA-BOWS with Cable Tie Mounts



ASE Brackets

A range of brackets to suit common range of ASE equipment.

- Mounts into standard annunciator slot(s)

Part #	Description
ASE-CR	ASE Bracket to suit Code Red, Almos (shallow)
ASEKCR	ASE Mounting Kit to Suit Code Red
ASE-NT	ASE Bracket to suit NTFAST switch plate
ASE-R	ASE Bracket to suit Romteck, Almos and Centaur II
ASE-T	ASE Bracket to suit Centaur



Annunciator Mounting Enclosures

A range of mounting enclosures for a number of annunciators. Available in surface and flush mount versions.

Part #	Description
ABF-1B	Annunciator flush mount box. Mounts 1x annunciator module
ABF-1DB	Annunciator flush mount box with 003 keyed, tinted Perspex door. Mounts 1 x Annunciator
ABF-2DB	Annunciator flush mount box with 003 keyed, tinted Perspex door. Mounts 2 x Annunciators
ABF-2B	Annunciator flush mount box. Mounts 2 x Annunciators or an NCA-2
ABF-4B	Annunciator flush mount box with 003 keyed tinted Perspex door. Mounts 4 x Annunciators
ABS-1B	Annunciator surface box. Mounts 1 x annunciator module. Note: Cannot install LCD-80
ABS-1TB	Annunciator surface mount box with trim. Mounts 1 x Annunciator
ABS-2B	Annunciator surface mount box. Mounts 2 x Annunciators or an NCA-2
ABS-2D	Annunciator surface mount box with 003 keyed tinted Perspex door. Mounts 2 x Annunciators
ABS-4D	Annunciator surface mount box with 003 keyed tinted Perspex door. Mounts 4 x Annunciators

INSTALLATION CABLE



Fire Rated Installation Cable

Twisted 2-hour fire rated installation cable

- AS3103 and ASS008 approved
- Easy to strip and terminate
- Screen versions available

Part #	Description
FR-0.75-2C-250	Fire Rated Cable (250m) 2-core x 0.75mm ²
FR-0.75-2C-500	Fire Rated Cable (500m) 2-core x 0.75mm ²
FR-0.75-2CS-250	Fire Rated Cable (250m) 2-core x 0.75mm ² , screened
FR-0.75-2CS-500	Fire Rated Cable (500m) 2-core x 0.75mm ² , screened
FR-1.00-2C-250	Fire Rated Cable (250m) 2-core x 1.00mm ²
FR-1.00-2C-500	Fire Rated Cable (500m) 2-core x 1.00mm ²
FR-1.50-2C-250	Fire Rated Cable (250m) 2-core x 1.50mm ²
FR-1.50-2C-500	Fire Rated Cable (500m) 2-core x 1.50mm ²
FR-1.50-2CS-250	Fire Rated Cable (250m) 2-core x 1.5mm ² , screened
FR-1.50-2CS-500	Fire Rated Cable (500m) 2-core x 1.5mm ² , screened
FR-1.50-2CW-500	Fire Rated Cable (500m) 2-core x 1.50mm ² , white stripe
FR-1.50-4C-250	Fire Rated Cable (250m) 4-core x 1.50mm ²
FR-2.50-2C-250	Fire Rated Cable (250m) 2-core x 2.5mm ²
FR-2.50-2C-500	Fire Rated Cable (500m) 2-core x 2.50mm ²



Red TPS Installation Cable

Easy to strip and terminate
Twisted & flat versions available

Part #	Description
TPS-1.00-2CW-200	TPS Flat Cable (200m) 2-core x 1.00mm ² , white stripe
TPS-1.00-2CW-500	TPS Flat Cable (500m) 2-core x 1.00mm ² , white stripe
TPS-1.5-2C-200	TPS Flat Cable (200m) 2-core x 1.5mm ²
TPS-1.50-2C-500	TPS-Flat Cable (500m) 2-core x 1.50mm ²
TPS-1.50-2CW-200	TPS Flat Cable (200m) 2-core x 1.50mm ² , white stripe
TPS-1.50-2CW-500	TPS Flat Cable (500m) 2-core x 1.50mm ² , white stripe
TPS-1.50-2CT-200	TPS Twisted Cable (200m) 2-core x 1.50mm ² , twisted
TPS-1.50-2CT-500	TPS Twisted Cable (500m) 2-core x 1.50mm ² , twisted
TPS-1.50-2CTS-200	200 TPS Twisted Screened cable (200m) 2-core x 1.50mm ² , twisted & screened
TPS-1.50-2CTS-500	TPS Twisted Screened cable (500m) 2-core x 1.50mm ² , twisted & screened

INTRINSICALLY SAFE BARRIERS & ISOLATORS



1-chan. Isolation Barrier for use with IS conventional detectors

Intrinsically safe interface for conventional detection circuits.

- 1-channel isolated barrier
- DC supply (loop powered)
- SMART fire alarm input
- Current output 0 mA ... 40 mA

Group, category, type of protection: Ex II (1)GD, I (M1)
[Ex ia Ga] IIC, [Ex ia Da] IIIC, [Ex ia Ma]
I (-20 °C ≤ Tamb ≤ 60 °C) [circuit(s) in zone 0/1/2]

Part #	Description
KFD0-CS-Ex1.56	1-chan. Isol. Barrier for use with IS conventional detectors



1-chan. Zener Barrier for use with IS sounders & strobes

Intrinsically safe interface for notification devices such as sounders and beacons.

- 1-channel
- DC version, positive polarity
- Working voltage 26.5 V at 10 µA
- Series resistance max. 327 Ω
- Fuse rating 50mA
- DIN rail mounting

Group, category, type of protection: Ex II (1)GD, I (M1)
[Ex ia Ga] IIC, [Ex ia Da] IIIC, [Ex ia Ma]
I (-20 °C ≤ Tamb ≤ 60 °C) [circuit(s) in zone 0/1/2]

Part #	Description
Z728	1-chan. Zener Barrier for use with IS sounders & strobes



1-chan. Isolation Barrier for use with IS addressable detectors

Intrinsically safe interface for addressable devices and to be used with the IMX-1E translator module.

- 1-channel isolated barrier
- 24 V DC supply (loop powered)
- SMART fire alarm input
- Current input 1 mA ... 20 mA

Group, category, type of protection: Ex II (1)G [Ex ia Ga] IIC, Ex II (1)D [Ex ia Da] IIIC, Ex I (M1) [Ex ia Ma] I (-20 °C ≤ Tamb ≤ 60 °C)

Part #	Description
KFD0-CS-Ex1.54-z7	1-chan. Isol. Barrier for use with IS addressable detectors

See page 13 for Addressable I.S detectors and translator module



DX070 Enclosure for intrinsically safe barriers

Required to provide mechanical protection for barriers and isolators

Part #	Description
DX070	Enclosure for IS barriers/isolators

SURGE SUPPRESSION MODULES



Surge Suppression Modules

Surge suppression modules will reduce the risk of potential high voltage spikes on power and communication lines.

Part #	Description
SURGE-MAINS	Surge suppression and line filter for 240V mains (10A max)
SURGE-AZF	Surge suppression for 4 x AZF (conventional zone) circuits
SURGE-SLC	Surge suppression for SLC loop. Protects both A & B channels
SURGE-RS485	Surge suppression for RS485 communications
SURGE-24V	Surge suppression for 24V circuits, 2 channel
SURGE-24V	Channel Surge suppression for 24V circuits. Can be used for ring power, ancillary power and NACs.

GENERIC

IFS-1125C	Supervision module for monitored outputs for connection to relays
PDM	Power Distribution Module. 8 x fused outputs, Door Holder Output
452	003 Key Lock for CAB650/CAB900 inc 1 key
60718	Spare CAM-LOCK 31-28 - for U-series, requires 452 key lock
BATT3	Panasonic CR123A 3V Replacement Battery for SWIFT devices
SC085	White lids to suit DBS-4-W (pack of 10)
HRP-300-24	PSU 24V 14A power supply enclosed
IBS-LID/DW	Base sounder lid (off-white) (10pack)

POWER SUPPLIES

PS24X-DISP	Remote display kit for PS24x power supplies
PBC-70	2.6 Amp 24V power supply (non-battery backed)
PBC-150	5.6 Amp 24V power supply (non-battery backed)
SP-320	11.7 Amp 24V power supply (non-battery backed)
NPS-DISP	Display kit for NPS power supplies, provides indication and battery test switch
RSP-150-27	Power Supply DC27V 150W with terminal cover
HRP-300-24	PSU 24V 14A power supply enclosed
P87-6100-052	Spare Fuse holder w/Terminal - 250V 8Amp for PSU

NFS 2-8 SERIES FACP

NFS-RM	Fire and Fault Relay Module for NFS series
NFS-8TB	8 Way input/output board for NFS series

IFS-2600 SERIES FACP

2600/Key	Keypad membrane for IFS-2600
PSI	Power Supply Interface to suit IFS-2600 + AFP-2800 + BC-200
IFS-816	16 zone indication board kit for 2600

CFP-16 SERIES FACP

CFP-16/CPU	CPU Termination Board Replacement for CFP-16
CFP-16/KEY	Keypad (AUS) & display for CFP-16
NPS-11CHS	NPS-11 Replacement to suit CFP-16/AFP-3030
NPS-5CHS	NPS-5 Replacement to suit CFP-16/AFP-3030
RLB-CFP-16	Replacement Lithium battery for CFP-16/AFP-3030 CPU

AM-1010/ AFP-2020 SERIES FACP

LIB-400	Dual loop interface board; supports up to 396 intelligent devices
LIB-200A	Loop interface board; supports up to 198 intelligent devices
SIB-2048A	Serial interface board for M2.7+ systems;
DIA-2020AUS	Replacement backlit DIA for the 2020
CPU2-1010	Replacement CPU board for the 1010

AFP-2800 SERIES FACP

LCM-320	Loop Control Module Used as loops 1, 3, 5, 7 or 9
LEM-320	Loop Expander Module Used as loops 2, 4, 6, 8 or 10
KEYPAD/00	Keypad Membrane To suit AFP-2800 Keypad
AFP-2802/CPU	CPU and LCD complete for AFP-2802
AFP-2800/CPU	CPU and LCD complete for AFP-2800
PSI	Power Supply Interface to suit IFS-2600 + AFP-2800
LCD-80/00	80 character LCD remote mimic panel to suit AFP-2800
SCS-8AU/00	Smoke Control Station with 8 x 3 position switches with 3 x LEDs per switch - e.g. AS1668 fan controls
SCS-8L/00	Custom mimic module 24 x inputs + 24 x outputs
ACM-16ATAUS/00	Annunciator Module with 16 Switches, 16 Red/Amber LED's
ACM-32AAUS/00	Annunciator Module with 32 Red LED. E.g. Flow switches, monitors etc.
LDM-32/00	LED Driver card for Graphic Mimic - to suit BC-200/AFP-2800
LDM-R32	Lamp driver relay kit 32 Relays (requires 10460 LDM-32). E.g. Plant & EWIS Interfaces.
NCM-SMOF	Network Control Module - Single mode optical fibre
LIM	Loop Interface Module (IFS-725I), to suit AFP-2800
NIM	Network Interface Module (IFS-725I)
FIM	Termination Board, to suit AFP-2800
NCM-W	Network Control Module (Wire)
NCM-F	Network Control Module - Multi-mode optical fibre
RPT-WF	Not-Fire-Net network wire to multi-mode fibre repeater
RPT-W	Noti-Fire-Net network wire to wire repeater
HS-NCM-W	Network Control Module - Wire
HS-NCM-MF	Network Control Module - Multi-mode optical fibre
HS-NCM-SF	Network Control Module - Single mode optical fibre
HS-NCM-WMF	Network Control Module - Wire/Multi-Mode optical fibre
HS-NCM-WSF	Network Control Module - Wire/ Single-mode optical fibre
HS-NCM-MFSF	Network Control Module - Multi-Mode/ Single mode optical fibre
USB	USB to RS232 Converter, to suit AFP-2800, VESDA. Win7 Compatible

AFP-3030 SERIES PANEL

CPU2-3030AU	CPU Assembly To Suit AFP-3030 (AUS)
CPU2-NCA2AU	NCA-2(AU) CPU
DISP-3030AU	Display module for AFP-3030
RLB-CFP-16	Replacement Lithium battery for CFP-16/AFP-3030 CPU
USB3	USB3 - USB lead 3m, to suit AFP-3030/NCA-2
11638	NUP Cable - NUP to DB9 For programming NUP devices

DA SERIES BUILDING OCCUPANT WARNING SYSTEM

CB-MIC	CB style Mic c/w mounting clip, suits older BOWs or for use with multiple DA's (only with preamp)
--------	---

I-2000 EWIS

FP1067	I2000 4U Module blank upgrade kit
FP1068	I2000 FIP/BGA Master upgrade kit
FP1069	I2000 FIP/BGA Extender upgrade kit
FP1070	2000 Strobe Master upgrade kit
FP1071	I2000 SPIF module upgrade kit
FP1072	I2000 ECM module + looms (no software) upgrade kit
FP1073	I2000 WIP Slave + Term.board upgrade kit
FP1074	I2000 100W Amp + transformer upgrade kit
FP1075	I2000 2x 50W Amp + Transformer upgrade kit
FP1076	I2000 2x 25W Amp + transformer upgrade kit
FP1077	I2000 4x 10W Amp + transformer upgrade kit
FP1078	I2000 4x 25W Amp + transformer upgrade kit
FP1079	I2000 200W Amp + transformer upgrade kit
FP1080	I2000 5 module hinge upgrade kit
FP1081	I2000 6 module hinge upgrade kit
FP1082	I2000 7 module hinge upgrade kit
FP1083	I2000 8Z display extender + looms upgrade kit
FP1118	I2000 Splitter Module 4x100V Spk.outputs
FA1922	FAB, 1920-5, I2000 Paging Console, Keyboard Overlay
FA2027	I2000 QECP-M3 Membrane K/Board 2 Zone & All Group 3 WIP for use on 21U cabinets
FA2029	I2000 Membrane Keyboard 8 Zones, 3 WIP/Zone for use on 21U cabinets
ME0200	I2000 Cardframe, 699-038
ME0205	I2000 Display Keyboard 8 Zone, 3WIP/Zone, 699-091
ME0207	I2000 Control Panel ECP, 3 WIP/ Zone 699-093
ME0213	I2000 Microphone DIN plug for old ECP9002
ME0297	I2000 Auto/Manual/Isolate Keyswitch
PA0484	I2000 Paging Console PCB Assy 1929-1
PA0642	I2000 WIP Slave, OV Ref Inputs, WIP52000
PA0643	I2000 Evac Control Panel 3WIP/Zone PCB Assy ECP9702-2
PA0644	I2000 - VoIP I/F PCB (DIN) VIF0907 Incl. LM0448, 2 x LM0187
PA0646	I2000 Audio Line Isolation Module (DIN) ALIN9706
KT0519	I2000 Amp 200 Kit (Pair inc. loom)
PA0622	I2000 MWIP I-2000 8-Circuit WIP Module
PA0647	I2000 200w Amplifier Card Module AMP2009 (Single Amp)
PA0648	I2000 200w Transformer Module TRAN200

PA0649	I2000 Secondary Panel Interface (DIN) PCB Assy SPIF9709
PA0650	I2000 4x10W / 2x25W Amplifier Card EAMP9001
PA0651	I2000 FIP/BGA Master PCB Assy (DIN) FIB8910
PA0652	I2000 FIP/BGA Extension PCB Assy (DIN) FIPE9004
PA0657	I2000 Signal Interface PCB Assy (DIN) SE9004
PA0660	I2000 Backplane PCB Assy BPLN9001
PA0668	I2000 Microphone Preamp PCB for remote Microphone
PA0690	I2000 2x50W/ 1 x 100W Amplifier Card Module PCB Assy HAMP9308
PA0691	I2000 2x50W Transformer Card Module PCB Assy HTRN9308-1
PA0692	I2000 1x100W Transformer Card Module PCB Assy HTRN9308-2
PA0696	I2000 1x100W Transformer Card B495Module Music Switch HTMS9408-2
PA0697	I2000 Strobe Termination Board PCB Assy STRM9502 Strobe/Relay Module (DIN)
PA0698	I2000 Evac Communication Module, PCB Assy (DIN) ECM9603
PA0730	I2000 General Purpose Relay Board 2pole changeover contact-24VDC/12mA
PA0758	I2000 Multiplexer 16 sec Speech EMUX9601 (replaces PA0654)
PA0759	I2000 Multiplexer 60 sec Speech EMUX9601
PA0792	I2000 4 x 25W Transformer Module c/w Relays TRAN9705-2
PA0794	I2000 2 x 25W Transformer Module c/w Relays TRAN9705-4
PA0795	I2000 4 x 10W Transformer Module without Relays TRAN 9706-1
PA0796	I2000 4 x 10W Transformer Module c/w Relays TRAN 9706-2
PA0808	I2000 WIP Slave Back Plane
PA0916	I2000 WIP Termination PCB Assy DIN WTRM + B3322000
ME0258	I2000 Shelf 1u 135mm deep
ME0259	I2000 Shelf 1u 310mm deep
ME0333	I2000 PS2412 12 Amp 24Volt Power Supply 2U Rack Mount
ME0331	I2000 PS2406 6 Amp 24 Volt Power Supply 2U Rack Mount
ME0330	I2000 PS2406 6 Amp 24 Volt Power Supply - Brick
ME0530	I2000 RAC CAB 40U310 Window black
ME0538	I2000 RAC CAB 40U310 Blank black
SU0168	EWIS Gooseneck Microphone DM-521 B
FP0732	I2000 Paging Console 1929-7
SU0169	EWIS Paging Microphone with PTT Sw PM600D
ME0290	Microphone CB-type to suit I-2000
ME0381	MECP 2 Zone Mylar & Metalwork only
ME0382	8 zone Mylar & Metalwork only

VESDA

FIL-FOAM	Replace washable filter pads for plastic cont
VSP-000	VESDA Blank Plate
VSP-001	VESDA Programmer Module
VSP-002	VESDA Display Module
VSP-003	VESDAnet Socket
VSP-004	VESDA Scanner Display Module
VSP-005	VESDA Filter Assembly laser plus
VSP-006	VESDA Detector Chassis & Complete Manifold Assembly
VSP-007	VESDA Remote Termination card, no relays
VSP-008	VESDA Remote Termination card with 7 relays
VSP-009	VESDA Scanner Chassis & Complete Manifold Assembly
VSP-012	VESDA Remote Recess mounting kit
VSP-013	VESDA Detector cover assembly with EMC shields
VSP-014	VESDA Head Termination Card with 7 Relays
VSP-015	VESDA VLP detector aspirator assembly
VSP-016	VESDA Head Termination Card with 12 Relays
VSP-018	VESDA Filter Switch Assembly VLP & VLS
VSP-019	VESDA Filter Cover
VSP-024	VESDA Front cover to suit VLC-500-02
VSP-025	VESDA Filter cartridge packet of 20pcs
VSP-030	VESDA VLI intelligent filter to suit VLI
VSP-031	VESDA VLI secondary filter to suit VLI
VSP-032	VESDA VLI Replacement Aspirator to suit VLI
VSP-033	VESDA VLI chamber assembly to suit VLI
VSP-034	VESDA VLI VESDAnet Card Spare Part
VSP-036	VESDA VLI Manifold ultrasonic flow
VSP-200	VESDA blank Plate (no VESDA logo)
VSP-208	VESDA Remote Termination Card with 12 Relays
VSP-501	VESDA Laser Compact Aspirator
VSP-502	VESDA Remote Display VLC
VSP-509	VESDALink RS232 9P-9P Cable
VSP-511	VESDAnet HD15 M/F cable for VHH-100 Programmer
VSP-515	VESDA VLC VN termination Card
VSP-702	VESDAnet display for VLF
VSP-704	VESDA Focus display plate English & Icon
VSP-715	VESDA aspirator for VLF-500, 2 fan module
VSP-722	VESDA aspirator for VLF-250, 1 fan module
VSP-850-G	VESDA In-line filter Grey, 25mm or 1" pipe
VSP-855-20	In-Line Filter (pk20) to suit VSP-850-x
VSP-855-4	In-Line Filter (pk4) to suit VSP-850-x
VSP-860	Freezer sampling point to suit aspirated detection
VSP-870	In-line Flow Restrictor assembly
VSP-871	Flow restrictor disc (pack of 10)
VSP-877	VESDA Flush mount Sampling point
VESDA-E spares	

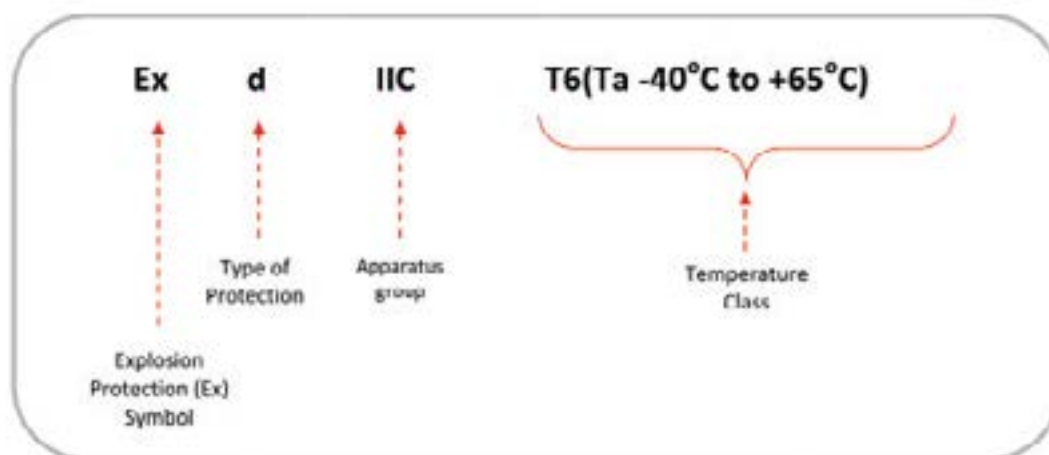
VSP-955	VESDA-E VES Scanner manifold
VSP-960	VESDA Mounting bracket to suit VESDA-E
VSP-962	Filter to suit VESDA-E
VSP-962-20	Filter (20pcs) to suit VESDA-E
VSP-964	VESDA-E Smoke Detection Chamber
VSP-964-03	VESDA-E Smoke Detection Chamber Mk3
VSP-965	VESDA-E SPL MODULE
VSP-966	VESDA-E VEU-A00 Front Cover LED Display
VSP-967	VESDA-E VEU-A10 Front Cover 3.5" Display
VSP-968	VESDA-E VEP-A00 Front Cover LED Display
VSP-969	VESDA-E VEP-A10 Front Cover 3.5" Display
VSP-969-S	VESDA-E VES-A10 Front Cover 3.5" Display
VSP-970	VESDA-E Mounting Bracket VEA-20/40
VSP-971	VESDA-E VEA-20 Smoke Sensor module
VSP-972	VESDA-E VEA Filter
VSP-973	VESDA-E VEA Pump
VSP-974	VESDA-E VEA Rotary Valve
VSP-975	VESDA-E VEA-A00 Front Cover LED Display
VSP-976	VESDA-E VEA-A10 Front Cover 3.5" Display
VSP-977	VESDA-E VEA Filter (Packet of 10)
VSP-978	VEA Sampling Point head removal
VSP-979	VEA Cutter Microbore tube (Pack of 3)
VSP-980	VESDA-E VEA 6mm Sampling Point
VSP-980-B	VESDA-E VEA 6mm Sampling Point, Black
VSP-980-W	VESDA-E VEA 6mm Sampling Point, White
VSP-980-ST	VESDA-E VEA 6mm Sampling Point, Stainless Steel
VSP-981	VESDA-E VEA 4mm Sampling Point
VSP-981-B	VESDA-E VEA 4mm Sampling Point, Black
VSP-981-W	VESDA-E VEA 4mm Sampling Point, White
VSP-982-B	VEA 6mm Surface Mount Sampling Point, Black
VSP-982-W	VEA 6mm Surface Mount Sampling Point, White
VSP-983-B	VEA 4mm Surface Mount Sampling Point, Black
VSP-983-W	VEA 4mm Surface Mount Sampling Point, White
VSP-990	VESDA-E Tube 6mm Microbore 1000FT VEA
VSP-991	VESDA-E Tube 4mm Microbore 500FT VEA
VSP-998	VESDA-E Blanking plug 6mm VEA Pack of 50
VSP-1000	VESDA-E VEA 6MM-4MM Reducer (Pack of 10)
VSP-1001	VESDA-E VEA Joiner Straight 6mm-6mm
VSP-1002	VESDA-E VEA Joiner Straight 4mm-4mm
VSP-1003	VESDA-E VEA Joiner Right-angle 6mm-6mm
VSP-1004	VESDA-E VEA Joiner Right-angle 4mm-4mm
VSP-1005	VESDA-E VEA 4-6mm Sampling Point tube converter
VSP-1006	VESDA-E VEA Vol Chamber
VSP-1007	VESDA-E VEA Stainless Steel Sampling Point Install Tool
VSP-1008	VESDA-E VEA Stainless Steel Sampling Point Duct Kit

OSID

OSP-001	FTDI Cable 1.5m
OSP-002	Laser Alignment Tool
OSE-RBL	Battery Exchange Unit Lithium exchange unit
OSE-RBA	Emitter Spare Battery Alkaline battery



IECEX HAZARDOUS AREA CLASSIFICATION:




ZONES

	Continuous Hazard (> 1000hrs/annum)	Intermittent Hazard (>10 < 1000hrs/annum)	Possible Hazard (<10 hrs/annum)
Explosive Gases	Zone 0	Zone 1	Zone 2
Dust	Zone 20	Zone 21	Zone 22
	In which an explosive gas/dust and air mixture is present continuously or is present for long periods.	In which an explosive gas/dust and air mixture is likely to occur in the normal operation of the plant.	In which an explosive gas/dust and air mixture is not likely to occur in the normal operation.


TYPE OF PROTECTION

Zone	Ex	Type of Protection
0	Ex ia	Intrinsically-Safe
	Ex s	Special (specially certified)
	Ex ma	Encapsulation
1	Any design suitable for Zone 0 plus	
	Ex d	Flameproof
	Ex ib/Ex I/EX ID	Intrinsically-Safe
	Ex p/ EX PD	Pressurized / continuous dilution
	Ex e	Increased safety
	Ex s	Special protection
	Ex m/ Ex MD/ Ex mb	encapsulated
2	Any design suitable for Zone 1 plus	
	Ex n or N	Non sparking (Non-incendive)
	Ex ib	Intrinsically-Safe
	Ex o	Oil immersion
	Ex q	Powder / sand filled

APPARATUS GROUP

Representative Gas	Type of Protection	Ignitability
Acetylene	Group IIC	
Hydrogen	Group IIC	
Ethylene	Group IIB	
Propane	Group IIA	
Methane	Group I	

TEMPERATURE CLASS

Classification	Temperature (Degrees C)	Ignitability
T1	450	
T2	300	
T3	200	
T4	135	
T5	100	
T6	85	

INGRESS PROTECTION (IP)

First Numeral	IP		Second Numeral
No Protection	0	0	No Protection
Protection against solid bodies larger than 50mm (e.g accidental contact with the hand)	1	1	Protected against vertically-falling drops of water or condensation
Protection against solid bodies larger than 12.5mm (e.g finger on the hand)	2	2	Protection against drops of water falling at up to 15° from the vertical
Protection against solid bodies larger than 2.5mm (e.g tools, wires)	3	3	Protection against drops of water falling at up to 60° from the vertical
Protection against solid bodies larger than 1 mm (e.g small wires, fine tools)	4	4	Protection against drops of water from all directions
Protection against dust (no harmful deposits)	5	5	Protection against jets of water from all directions
Completely protected against dust	6	6	Completely protected against jets of water of similar force to heavy seas
		7	Protected against to effects of immersion (defined in minutes)

NEMA ENCLOSURE TYPES TO IEC CLASSIFICATION

NEMA Enclosure Type Number	Approximate IP Code
1	IP20
2	IP22
3	IP55
3R	IP24
4	IP66
4X	IP66
6	IP67
12	IP54
13	IP54

CABINET PAINT CODES

Colour	Dulux Paint Codes
Charcoal Texture	#88351
APO Grey	#32786
Oyster Grey	#36856
Black Texture	#32697

FLAME DETECTOR SELECTION GUIDE:

Optical Interference Sources		Effects to Sensitivity				
		UV	Single IR	Dual IR (IR2)	Triple IR (IR3)	UV/IR2
Optical Interference Sources	Arc Welding	■	□	○	○	○
	Modulated IR Radiation	○	■	□	□	○
	Electrical Sparks	■	○	○	○	○
	Lightning	■	□	○	○	○
	Radiation (Nuclear)	■	○	○	○	○
	Sunlight	□	■	□	○	○
	Artificial Lighting	□	■	□	○	○
	UV Lamps	■	○	○	○	○
		○ No Effect □ Some Effect ■ Sev. Effect				
Effects to Sensitivity	Smoke	▲	△	△	△	▲
	Steam	▲	△	△	△	▲
	Water Spray	▲	△	△	△	▲
	Oil Film	▲	△	△	△	▲
	Dust	▲	△	△	△	▲
		△ Minor Reduction ▲ Major Reduction				

FLAME DETECTOR APPLICATION GUIDE:

<p>Single IR</p> <p>Low immunity to false sources - Lowest Cost - Fastest Response Time (For Enclosed & Dark Areas)</p>	<p>Dual IR (IR2)</p> <p>High Immunity to false sources (Indoor Areas)</p>	<p>Triple IR (IR3)</p> <p>Excellent Immunity to false sources (Indoor or Outdoor Areas)</p>	<p>UV/IR2</p> <p>Highest Immunity to false sources (Indoor or Outdoor Areas)</p>
<p>Applications</p> <ul style="list-style-type: none"> - Agriculture - Bed Fillings - Coal Milling - Dryers - Dust Collection/Filters - Felt Manufacture - Wallpaper Production - Woodworking 	<p>Applications</p> <ul style="list-style-type: none"> - Churches - Coal Handling - Fume Cupboards - Printing - Spray Booths - Textiles - Waste Handling 	<p>Applications</p> <ul style="list-style-type: none"> - Atria - Coal Handling - Nuclear Industry - Pharmaceuticals - Printing - Spray Booths - Storage Tanks - Tunnels - Waste Tips 	<p>Applications</p> <ul style="list-style-type: none"> - Aircraft Hangars - Engine Rooms - Engine Test Facilities - Generators - High Voltage Equip. - Nuclear Industry - Power Plants - Storage Tanks

GAS DETECTOR APPLICATION GUIDE:



Oil & Gas

The oil and gas industry covers a large number of upstream activities from exploration and production of oil and gas to its transportation, storage and refining. The large amount of highly flammable Hydrocarbon gases involved are a serious explosive risk and additionally toxic gases such as Hydrogen Sulphide are often present.

Typical Applications:

- Exploration Drilling Rigs
- Production Platforms
- Onshore oil and gas terminals
- Refineries

Typical Gases:

Flammable:

Hydrocarbon gases

Toxic:

Hydrogen Sulphide,
Carbon Monoxide



Chemical Plants

Probably one of the largest users of gas detection equipment are Chemical Plants. They often use a wide range of both flammable and toxic gases in their manufacturing processes or create them as by-products of the processes.

Typical Applications:

- Raw material storage
- Process areas
- Laboratories
- Pump rows
- Compressor stations
- Loading Areas

Typical Gases:

Flammable:

General Hydrocarbons

Toxic:

Various including
Hydrogen Sulphide,
Hydrogen Fluoride
and Ammonia



Power Stations

Traditionally coal and oil have been used as the main fuel for Power Stations.

In Europe and the US most are being converted to natural gas.

Typical Applications:

- Around the boiler pipe work and burners
- In and around turbine packages
- In coal silos and conveyor belts in older coal/oil fired stations

Typical Gases:

Flammable:

Natural Gas, Hydrogen

Toxic:

Carbon Monoxide,
SOx, NOx and Oxygen
deficiency



Waste Water
Treatment Plants

Waste Water Treatment Plants are a familiar site around many cities and towns. Sewage naturally gives off both Methane and H2S. The 'rotten eggs' smell of H2S can often be noticed as the nose can detect it at less than 0.1ppm.

Typical Applications:

- Digesters
- Plant sumps
- H2S Scrubbers
- Pumps

Typical Gases:

Flammable:

Methane, Solvent
vapours

Toxic:

Hydrogen Sulphide,
Carbon Dioxide,
Chlorine, Sulphur Dioxide,
Ozone.



Boiler Rooms

Boiler Rooms come in all shapes and sizes. Small buildings may have a single boiler whereas larger buildings often have large boiler rooms housing several large boilers.

Typical Applications:

- Flammable gas leaks from the incoming gas main
- Leaks from the boiler and surrounding gas piping
- Carbon Monoxide given off badly maintained boiler.

Typical Gases:

Flammable:

Methane

Toxic:

Carbon Monoxide



Hospitals

Hospitals may use many different flammable and toxic substances, particularly in their laboratories. Additionally, many are very large and have onsite utility supplies and backup power stations.

Typical Applications:

- Laboratories
- Refrigeration plants
- Boiler rooms

Typical Gases:

Flammable:

Methane, Hydrogen

Toxic:

Carbon Monoxide,
Chlorine, Ammonia,
Ethylene oxide and
Oxygen deficiency



Tunnels / Car Parks

Car Tunnels and enclosed Car Parks need to be monitored for the toxic gases from exhaust fumes. Modern tunnels and car parks use this monitoring to control the ventilation fans.

Tunnels may also need to be monitored for the build up of natural gas.

Typical Applications:

- Car tunnels
- Underground and enclosed car parks
- Access tunnels
- Ventilation control

Typical Gases:

Flammable:

Methane (natural gas),
LPG, LNG, Petrol Vapour.

Toxic:

Carbon Monoxide,
Nitrogen Dioxide

HONEYWELL LIMITED (ACN 000 646 882) trading as 'Honeywell Security & Fire'

TERMS AND CONDITIONS OF SALE AUSTRALIA

The following terms and conditions apply where Honeywell Limited (ACN 000 646 882) t/a Honeywell Security & Fire ("HSF") supplies goods or services to a customer ("Customer").

1. Definitions

For the purpose of these Conditions and unless the context otherwise requires:

"Australian Consumer Law" means the Australian Consumer Law set out in Schedule 2 of the Competition and Consumer Act 2010 (Cth), as supplemented or amended.

"Conditions" means these Terms and Conditions of Sale.

"Contract" means the contract formed in accordance with clause 2.1, consisting of HSF's proposal (if any), the relevant invoice and these Conditions and where applicable, Special Conditions of Subcontract relating to the Code and Guidelines.

"Equipment" means equipment manufactured by HSF or its affiliates.

"Errors" means the failure of Goods to perform a function as described in the HSF proposal, the HSF functional specification for those Goods, the appropriate HSF user manual or HSF product literature as the case may be.

"Goods" means Equipment or Software.

"GST" means the tax imposed by the A New Tax System (Goods & Services) Act 1999 (Cth) and related imposition Acts of the Commonwealth.

"Index" means the average weekly earnings measure (as per ABS No. 6302, Series No. A594406R [or such other ABS reference as may be substituted for the measure]) or in the event that this Index is discontinued, the Australian Bureau of Statistics index that most reflects the Index's constituents.

"Loss or Damage" includes all types of property, pecuniary or other loss or damage, including consequential loss or damage and loss of profits.

"Non-HSF Goods or Services" means equipment, documentation, product literature, labour, knowledge, service or computer programs in machine readable form that is supplied, manufactured, installed or provided by a person other than HSF.

"Person" includes a corporation.

"Services" means HSF labour or service.

"Software" means computer programs developed by HSF or its affiliates in the form of machine readable instructions and any documentation or product literature relating to those computer programs.

"System" may include HSF equipment and software and Non-HSF Goods or Services.

2. Contract Formation

2.1 Subject to clause 2.3, a binding agreement will form between the parties:

- (a) if these Conditions form part of a proposal to Customer, on receipt by HSF of Customer's unconditional acceptance of the proposal, evidenced by Customer's purchase order whether or not the proposal is referenced; or
- (b) otherwise, on HSF's written acceptance of Customer's purchase order; and the Contract will constitute the entire contract between the parties in connection with the sale of Goods and Services.

2.2 Any proposal incorporating these Conditions:

- (a) will not be valid after 30 days of its date, unless otherwise agreed by HSF; and
- (b) may be varied or withdrawn by HSF at any time prior to unconditional acceptance by Customer.

2.3 No modifications or variation of the Contract (including any statement by Customer that Customer's terms will apply) shall bind HSF unless expressly agreed to in writing by an authorised representative of HSF. HSF will not be deemed to have waived these Conditions if it fails to object to provisions submitted by Customer.

2.4 These Conditions will prevail in relation to the supply of Goods and Services to the extent of any inconsistency between these Conditions and any other documentation agreed by HSF under clause 2.3.

3. Express Warranty

3.1 Subject to these Conditions, HSF hereby expressly warrants that:

- (a) Goods manufactured by HSF in its Baulkham Hills, New South Wales facility shall be free from Errors for thirty six (36) months from date of supply or installation (whichever is the earlier) of the Goods (the Goods Warranty Period). Any Non-HSF Goods sold by HSF, but not manufactured by HSF, will be provided with the same warranty as provided by the original manufacturer; and
- (b) Services performed by HSF shall be free from Errors for twelve (12) months from the date of performance of the Services (Services Warranty Period).

3.2 HSF will if any Errors occur in Goods, during the Goods Warranty Period, at its election, either:

- (a) in the case of Equipment,
 - (i) replace the Equipment or supply equivalent equipment FOB at HSF's facility; or
 - (ii) repair the Equipment; or
 - (iii) pay the cost of replacing the Equipment; and
- (b) in the case of Software,
 - (i) repair, modify or make good the Software; or
 - (ii) make available to Customer instructions to enable Customer to repair, modify or make good the Software; or

3.3 Subject to these Conditions, and only in relation to any Services provided by HSF to a Customer who is not a consumer as defined by the Australian Consumer Law, HSF hereby expressly warrants that for three (3) months from date of provision, the Services shall be free from Errors. HSF will if any Errors occur in Services, during the Services Warranty Period, at its election, either:

- (a) supply the Services again; or
- (b) pay the cost of having the Services supplied again.

3.4 Clauses 3.1, 3.2 and 3.3 will not apply to Errors attributable to:

- (a) Non-HSF Goods or Services;
- (b) any modification or repair of Goods unless made by HSF or with HSF's prior written approval;
- (c) negligent use, abuse or misuse of Goods;
- (d) the use of Goods under environmental, power or operating conditions beyond the limits or constraints specified by HSF;
- (e) the installation or wiring of any Goods other than in accordance with HSF's instructions;
- (f) the use of any Goods with any Non-HSF Goods or Services; or
- (g) wear or burn-out resulting from usage of goods of a kind inherently susceptible to burn-out.

3.5 HSF authorises Customer to pass on the express warranties contained in clauses 3.2 (a) and (b) (as applicable) to end users who purchase Goods from Customer, provided that:

- (a) Customer is not authorised to, and must not purport to, pass on to such end-users any warranty rights greater than, or different to, those granted by HSF in clause 3.2(a) or (b) (as relevant); and
- (b) if Customer wishes to pass on the warranty rights granted in clause 3.2 (a) or (b) in writing, Customer must provide HSF with a copy of the document which it proposes to use for this purpose for review and written approval by HSF before such document is provided to the end-user.

3.6 Our Goods come with guarantees that cannot be excluded under the Australian Consumer Law. Customer is entitled to a replacement or refund for a major failure and for compensation for any other reasonably foreseeable Loss or Damage. Customer is also entitled to have the Goods repaired or replaced if the goods fail to be of acceptable quality and the failure does not amount to a major failure.

3.7 This clause 3 states HSF's total responsibility and liability, and Customer's sole remedy in respect of the Goods and Services. In no event will HSF be liable for any incidental, consequential, special, or indirect damages, even if informed of the possibility of such damages and notwithstanding the failure of the essential purpose of any limited remedy. No extension of this warranty will be binding upon HSF unless set forth in writing and signed by HSF's authorised representative.

4. Limitation of Liability

4.1 To the full extent permitted by law and subject to clauses 3.1, 3.2 and 4.2:

- (a) HSF makes no warranty and will not be liable for any breach of statutory obligation or implied condition or warranty in respect of Goods and Services or the materials used, Systems or results of any process with which the Goods and Services are used or integrated;
- (b) HSF shall under no circumstances be liable in any way whatsoever to Customer for any Loss or Damage sustained or incurred by Customer or any other party arising directly or indirectly out of the supply of Goods or Services by HSF, the use or performance of Goods or Services in isolation or as part of a System, any breach by HSF of the Contract, or negligence of HSF. HSF's liability to the Customer, if any, in contract, tort or otherwise will be reduced to the extent the Customer contributed to the Loss or Damage;
- (c) HSF does not make any representations or give any warranty as to the overall performance of any System or the results of any process with which the Goods or Services are used or integrated; and
- (d) the express warranties in clauses 3.1 and 3.2 is in substitution for all other terms, conditions, warranties and representations, implied by statute or otherwise, and all other terms, conditions, warranties and representations are excluded.

4.2 Where the Australian Consumer Law imposes statutory consumer guarantees in respect of Services provided by HSF to the Customer, and the Services are of a kind not ordinarily acquired for personal, domestic or household use or consumption, then the Customer's remedies for breach of any such statutory consumer guarantee shall be limited to, at HSF's election:

- (a) re-supply of the Services; or
- (b) payment of the cost of having the Services supplied again.

4.3 This clause 4 will survive termination or completion of the Contract.

5. Price and Terms of Payment

5.1 Unless stated otherwise in writing, all prices quoted by HSF, are exclusive of all taxes, (including any GST), duties, levies and any other government charges, and where applicable shall be added to the price payable by the Customer to HSF. When GST is payable by HSF in respect of a taxable supply made by HSF to the Customer, the Customer shall pay HSF, in addition to the GST - exclusive price, the amount on account of GST shown in the tax invoice rendered by HSF.



- 5.2 Unless stated otherwise in writing, all prices quoted by HSF, are based on the factory or supplier price list as held by HSF at date of proposal and also on rates of duty and primary wages and salaries, freight insurance and exchange rates prevailing at the date of the proposal. Any increase in price resulting from variation in any of these factors shall be payable by Customer. All prices are quoted based on HSF's terms and conditions; to the extent Customer's terms and conditions are deemed to apply, HSF reserves the right to modify all prices according to the additional level of risk and responsibility that Customer's terms and conditions require HSF to undertake. Additionally, thirty (30) days prior to the expiry of the first term of this Contract or such other time as nominated by HSF and every anniversary thereafter, HSF may give to the Customer notice in writing that the price of the Goods or Services shall increase. In the absence of such notice, prices quoted by HSF shall increase in accordance with the Index or by 5%, whichever is the greater.
 - 5.3 HSF reserves the right to raise and be paid for progress claim invoices on the Customer. Progress claim invoices may be raised upon the supply of Equipment Services or Software to Customer or to some other place agreed or upon the completion of agreed benchmarks or other measure as agreed between Customer and HSF.
 - (a) where HSF has Goods ready for supply in accordance with a delivery schedule agreed between HSF and Customer, but Customer is not able to adhere to that delivery schedule, then HSF may invoice Customer in accordance with that delivery schedule. In the absence of an agreed delivery schedule, the current HSF delivery schedule, as provided to Customer, shall be deemed to be the delivery schedule.
 - (b) Goods paid for by Customer under sub-clause 5.3 will be held for Customer under HSF's custody, care and control and will be insured by HSF for fire and burglary at replacement value.
 - 5.4 Except as otherwise agreed, invoices will be raised by HSF upon the supply of Equipment, Services or Software.
 - 5.5 Subject to approval of Customer's credit by HSF, all charges shall be due and payable and paid by Customer to HSF within thirty (30) days from date of invoice. Where HSF has not approved Customer's credit, all charges shall be due and payable and paid by the Customer to HSF upon delivery of Goods or Services.
 - 5.6 All payments shall be in Australian legal currency.
 - 5.7 Any moneys for which an account or invoice has been furnished to Customer, and which remain unpaid for ninety (90) days after the due date for payment shall, at HSF's option, bear interest as from the date upon which payment is due at the prevailing commercial overdraft rate of HSF's then current bank.
6. Risk and Title
 - 6.1 Property and ownership in Equipment will not pass to the Customer but will remain in HSF until the purchase price of the Equipment has been paid in full.
 - 6.2 Until property in the Equipment passes to the Customer:
 - (a) the Customer shall hold the Equipment as fiduciary bailee and agent for HSF;
 - (b) unless otherwise notified in writing, the Customer is authorised to sell or use the Equipment in the ordinary course of business;
 - (c) after giving 48 hours notice to the Customer, HSF shall be entitled to enter the Customer's premises between 9am and 5pm to inspect the Equipment;
 - (d) the Equipment shall be stored separately and in a manner to enable them to be identified and cross-referenced to particular invoices;
 - (e) if the Customer sells or uses the Equipment in a manufacturing or value added process of its own or a third party, then the Customer shall hold such part of the proceeds of the sale, manufacturing or value added process as relates to the Equipment in trust for HSF. Such part shall be deemed to equal in dollar terms the amount owing by the Customer to HSF for these Equipment at the time.
 - 6.3 If the Customer:
 - (a) fails to make payments for the Equipment on the due date; or
 - (b) commences to be wound up or is placed under official management or suffers a receiver or manager to be appointed or becomes insolvent or bankrupt or commits an act of bankruptcy, the Customer will deliver the Equipment to HSF upon demand. In the event the Customer does not comply with a demand within 48 hours of receipt, HSF shall be entitled to enter upon the Customer's premises at any time to do all things necessary in order to take possession of the Equipment. The Customer will also pay on demand all costs associated with the exercise of HSF's rights under this clause.
 7. Retention of Title and PPSA
 - 7.1 Title
 - (a) All Goods supplied in accordance with the terms of this Contract or any other agreement between HSF and the Customer remain HSF's property until the Customer has paid in full all moneys that the Customer owes to HSF from time to time.
 - (b) If the Customer purchases Goods for re-supply, then the Customer may sell the Goods in the ordinary course of business but must hold all proceeds from any such sale in trust for HSF.
 - 7.2 Registration of security interest
 - (a) For supplies made in Australia, terms in this clause 7.2 that are defined by the Personal Property Securities Act 2009 (PPSA (Australia)) have the same meaning in this clause.
 - (b) For supplies made in New Zealand, terms in this clause 7.2 that are defined by the Personal Property Securities Act 1999 (PPSA (NZ)) have the same meaning in this clause.
 - (c) The Customer agrees and acknowledges that:
 - (i) for the purposes of the PPSA, HSF has a security interest in the Goods and in all proceeds from disposal of the Goods; and
 - (ii) HSF may register its security interest under this clause 7.2 including as a purchase money security interest.
 - 7.3 Undertakings
 - (a) The Customer agrees:
 - (i) to the maximum extent permitted by law, to waive any right to receive a verification statement under the PPSA in respect of the security interest under this clause 7;
 - (ii) to do all things HSF considers necessary or desirable to ensure that HSF's security interest in the Goods is enforceable, continuously perfected and afforded the highest priority position available to HSF;
 - (iii) to indemnify, and on demand reimburse HSF for all expenses incurred in registering a financing statement or financing change statement on the Personal Properties Securities Register or releasing any Goods the subject of the security interest; and
 - (iv) to give HSF ten (10) Business Days' prior written notice of any proposed change in the Customer's name and/or any other change in the Customer's details (including but not limited to changes in the Customer's address, facsimile number, email address, or business practice) and immediately advise HSF of any material change in the Customer's business practices of selling or using any of HSF's products subject to the security interest which would result in a change in the end products produced or the nature of proceeds derived from such sales.
 - 7.4 Confidentiality

The parties agree neither party will disclose any information of the kind mentioned in section 275(1) of the PPSA (Australia) or section 177 of the PPSA (NZ), unless the Customer or HSF are otherwise required to disclose such information under the PPSA Australia or PPSA NZ (as applicable).
 8. Delay
 - 8.1 It is contemplated that any Goods or Services to be supplied by HSF will be supplied during regular working hours on regular working days. If for any reason Customer requests HSF to supply Goods or Services outside regular working hours, any overtime or additional expenses occasioned thereby shall be invoiced to and paid by Customer to HSF as part of the purchase price for such Goods or Services, at HSF's then current labour rates to customers.
 - 8.2 Extra costs incurred by HSF due to cessation of work occasioned by Customer's instructions or lack of instructions, by interruptions, mistakes, or work for which HSF is not responsible shall be reimbursed by Customer to HSF upon demand. Extra costs incurred by HSF due to occurrences under clause 9 and sub-clause 9.2 in these terms and conditions shall be reimbursed by Customer to HSF upon demand.
 9. Work to be done by others
 - 9.1 Without prior written agreement with Customer to the contrary, HSF will not set in place or install equipment or services piping nor carry out any electric wiring work, welding or entry into process lines, or building work such as concreting, cutting and making good, or painting. Such work shall be the responsibility of the Customer and at its expense and shall not be the responsibility of HSF.
 - 9.2 HSF will not set the cut out or operating points of safety devices unless under the supervision and at the sole responsibility of Customer.
 - 9.3 HSF will not provide lifting machinery, scaffolding, toilets or other site amenities.
 10. Delivery, etc.
 - 10.1 Delivery of Goods not agreed to be installed by HSF shall be FOB a HSF warehouse or HSF affiliated or office selected by HSF.
 - 10.2 The delivery times made known to Customer are estimates only and HSF does not accept any responsibility for delays whether caused by fire, strike, lockout, dispute with workmen, delays caused by suppliers or others, flood, accident, transportation delays, fuel shortage, inability to obtain material, war, demand or requirement of Government or statutory authorities or any other cause beyond its control. In event of any delay, the date or dates for performance of this contract by HSF shall be extended for a period at least equal to the time lost by reason of the delay or the delays subsequently caused therefrom.
 - 10.3 If the Goods or Services ordered by Customer are unable to be supplied to Customer by the scheduled delivery date, HSF will notify Customer and with Customer's consent, HSF may substitute equivalent goods or services in place of the Goods and Services ordered by Customer, in order to satisfy Customer's order.

11. Loss of or Damage to Goods
 - 11.1 To the extent permitted by law and subject to clause 4.1(b), in the case of Goods not agreed to be installed by HSF, HSF shall not be liable for any loss of or damage to the same after delivery FOB point of shipment, including any Loss or Damage in transit;
 - 11.2 To the extent permitted by law and subject to clause 4.2, in the case of Goods agreed to be installed by HSF, HSF shall not be responsible for loss of or damage to goods, after those Goods have been delivered to the site. Should any Goods after being delivered and prior to payment by Customer be damaged or destroyed in any way whatsoever, other than by the fault of HSF, Customer agrees promptly upon demand to pay or reimburse HSF. In addition to and apart from any and all other sums due to or to become due to HSF under these terms and conditions, an amount equal to the Loss or Damage so occasioned.
12. Claims

Goods supplied shall be examined by Customer promptly upon delivery. To the full extent permitted by law and subject to clauses 3.1, 3.2 and 4.2, no claim will be recognised by HSF unless such claim is reported to HSF within seven (7) days after delivery of the Goods to which the claim relates.
13. Return of Goods
 - 13.1 Subject to clauses 13.2 and 13.3, Goods may be returned for credit if they do not correspond with the description under which they were sold.
 - 13.2 No Goods may be returned for credit unless HSF's written approval has been first obtained and the original invoice number and date have been quoted for reference.
 - 13.3 Only Goods of current design in original sealed cartons, will be considered for credit, and a handling charge will be levied by HSF and paid by Customer to cover necessary inspection, adjustment, repacking and clerical work. Goods invoiced more than three (3) months prior to attempted return, Goods which are special in any nature whatsoever, software wirings and tubing cut to length and goods bought in to special order may not be returned.
14. Variations

Subject to its statutory obligations in relation to the supply of services under the Australian Consumer Law, HSF reserves the right to revise at any time the extent or type of goods or services it supplies to the Customer, if it believes that other goods or services supplied by HSF can fulfil the same function.
15. Dispute Resolution
 - 15.1 The parties agree that if a dispute arises out of or relates to the Contract, a party may not commence any court or arbitration proceedings relating to the dispute unless it has complied with the provisions of this clause 15, except to seek urgent interlocutory relief.
 - 15.2 A party claiming that a dispute has arisen must give written notice to the other party specifying the nature of the dispute. On receipt by the other party of the notice, the matter must be referred to the senior management of each party for resolution. If the managers are unable to resolve the dispute within ten business days, the parties must mediate the dispute under the mediation rules of the Law Society of New South Wales and the President of the Law Society or the President's nominee will select the mediator and determine the mediator's compensation.
16. Software Licence

HSF agrees to grant to Customer a licence to use any Software provided pursuant to the Contract, upon and subject to the terms and conditions set out in HSF's standard Software License Agreement which Customer shall execute prior to delivery or installation of such Software.
17. Governing Law

These Conditions are governed by the laws of New South Wales, Australia. Each party submits to the non-exclusive jurisdiction of the courts of NSW and the courts which hear appeals from those courts.
18. Indemnity

Customer agrees to indemnify HSF, its employees and agents and each of them from and against all Loss or Damage, resulting directly or indirectly from any acts, errors or omissions of Customer in connection with the Contract or the use, possession, operation of the Goods or Services. This clause will survive termination or completion of the Contract.
19. Intellectual Property

Subject to clause 16, nothing in these Conditions shall confer on Customer any licence, right, title or interest in or to any intellectual property comprised in the Goods or Services, which will at all times remain the property of HSF or its suppliers.

1			
1668x2	4	BExS120D24DC	26
18U	45	Blue MCP	30
18U/BB	45		
2		C	
2012/24AUS	11	CAB650BB-BK	45
2012J	11	Capillary tube	40
2151BAUS	11	Ceiling Speaker	23
28U	45	Centaur Bracket	46
28U/BB	45	CFP-16	3
4		CHS-1L	46
40U	45	CHS-2	46
5		CHS-2L	46
5151AUS	11	CHS-3L	46
5151HAUS	11	CHS-4	46
5151HRAUS	11	CHS-4L	46
5151RAUS	11	CHS-6	46
8		CMM-2	22
885WP-B	11	Code Red Bracket	46
A		CPU (spare parts)	49 - 52
AAM	18	D	
ABF-1B	46	D2 Duct Detector	12
ABF-1DB	46	D4120W	12
ABF-2B	46	DA-120	22
ABF-2DB	46	DA-120/CAB	22
ABF-4B	46	DA-30	22
ABS-1B	46	DA-30CAB	22
ABS-1TB	46	DA-60	22
ABS-2B	46	DA-60CAB	22
ABS-2D	46	DAA2-5070E	21
ABS-4D	46	DA-DISPA	22
ACM-16ATAUS/00	50	DA-DISPB	22
ACM-32AAUS/00	50	DA-DISPC	22
ACM-8RA	3	DA-DISPD	22
Agent Release Module	28	DBS-4-W	25
Almos Bracket	46	DBSLIDW	25
Annunciator Enclosures	46	Detector guards	17
ASE bracket	46	DGP1B	45
B		DGP2B	45
B401	11	Digital Audio Amplifiers	21
B501AUS-BK	16	Digital Voice Command	21
B501AUS	16	DNRR-AUS	17
B501AUS-W	16	DNRW	17
BACNET-GW	10	DS-FM	21
Batteries	42	DS-SFM	21
Battery box	45	DST1.5	12, 17
BCK-200B/10	16	DST10	12, 17
BDA-70V	21	DST3	12, 17
BEAM1224	12	DST5	12, 17
BEAM1224S	12	Dual strobe	4, 26
BEAMLRK	12, 16	Duct detector (addressable)	17
BEAMMK	12, 16	Duct detectors (conventional)	12
BEAMSMK	12, 16	DVC-AOI	21
Bells	27	DVC-EM	21
BEXBG05D24DC-RD	26	DX070	48
BEXBG15D24DC-RD	26	E	
BEXCP3A-BG-LF	31	End cap (ASD pipe)	40
BEXCS110-L2D	23	ETX	12, 17
BEXL15D100V	23	E60 - E240	12
BExS110D24DC	26	F	
		Face plates for Warning signs	29
		FAPT-851AUS	15
		FCM-1	18
		FDM-1	18
		FDMR-1	18
		Fibre Optic Linear Heat Detection	35
		FIM	50
		Fire Rated Cable	47
		FirstVision	9
		Flame Detector	33
		Flame simulator	33
		Flashni	26
		Flush surrounds for panels	45
		FMM-1	18
		FMM-101	18
		FRM-1	18
		FSB-200	16
		FSB-200S	16
		FSP-851AUS	15
		FSP-851AUS/BCK	15
		FSL-751	15
		FSP-851AUS	15
		FST-851AUS	15
		FST-851HAUS	15
		FST-851RAUS	15
		FST-851R-WP	15
		FST-851-WP	15
		FZM-1	18
		G	
		Gas card	See Agent Release Module
		Gas Detectors	34
		Graphics	See OnyxWorks, See OnyxWorks
		Green MCP	30
		H	
		HASP	40
		Horn Speaker	23, 24
		HS-NCM-MF	8
		HS-NCM-MFSF	8
		HS-NCM-SF	8
		HS-NCM-W	8
		HS-NCM-WMF	8
		HS-NCM-WSF	8
		I	
		IDX-1E	13
		IFS-1125C	49
		IFS-2004C	49
		IFS-713	See CPU, See CPU
		IFS-717E	See RLY8
		IFS-724	See FIM
		IFS-725L	50
		IFS-816	49
		IFS-993F	4
		IMX-1E	13
		IR2 Flame Detector	33
		IR3 Flame Detector	33
		IS Horn Sounder	27
		Isolation Barrier	48
		IS-A105N-R	27
		IS-L101L	27
		IS-mA1-R	27
		IS-mB1	27
		IS-mC1-R/R	27
		ISO-X	18
		J	
		J piece	40
		K	
		KFD0-CS-Ex1.56	48
		KFD0-CS-Ex1.54-Y2	48
		L	
		LaserCOMPACT	37

LaserFOCUS	37
LaserSCANNER	38
LCD-80/2800	50
LCM-320	5, 50
LCS	28
LDM-32	7
LDM-R32	7
LEM-320	5, 50
LIM	50
Linear Heat Detection	35, 36
Loop Control Module	See LCM-320
Loop Expander Module	See LEM-320
Low profile chassis	46

M

M200E-DIN	18
M200E-PMB	18
M200E-SMB-KO	18
Magnetic Door Holders	32
MCP clear flap	30
MDH/F	32
MDH1000	32
MDH1350	32
MDH400	32
MDHREM	32
MDHW15	32
MDHW30	32
MHRZA	25
MHWZA	25
MIC/1D	22
MIC/4D	22
Mimic (LCD)	See LCD-80
Mini-Horn Sounder	25
ModBus-GW-3	10

N

NCM-F	8
NCM-SF	8
NCM-W	8
NFN-GW-AU-EM-3	10
NFN-GW-PC-F	9
NFN-GW-PC-W	9
NFS2	49
NFS4	49
NFS8	49
NIM	50
Notify-IP	9
NPS-11	42, 49
NPS-11/BBO	42
NPS-11S	42
NPS-2/BB	42
NPS-5	42, 49
NPS-5BB	42
NPS-5S	42
NPS-DISP	42, 49
NTFast bracket	46
NWS-3	10

O

Onyx FirstVision	9
OnyxWorks	9

P

Paging Console	22
PBC-150	49

PBC-70	49
Pendant Speaker	24
Pipe clip	40
Pipe junction	40
Pressure switch	19
Projection Speaker	24
PS200	30, 31
PS210	30, 31

R

Relay modules	3, 4, 46
Remote indicator	17
Repeater	See RPT-F or RPT-WF
Resettable MCP	30
Romteck Bracket	46
Roshni	26
RPT-W	8
RPT-WF	8
RTS451Key	12

S

Sampling point	40
SC070	30, 31
SCS-8A	6
SCS-8LA	6
SDM-4	22
SDX-851AUS	13
Sensepoint XCD	34
SG-1x10	30, 31
Small bend	40
SMB-500	18
SMK-400	11, 16
Smoke alarm	See 2012
Smoke Pen	44
SMOKE-C	43
SMOKE-CO	43
SMOKE-D	43
SMOKE-S	43
SMOKESABRE	43
SMOKE-T	43
SOLEX10	25
SOLO	43
SP-125	23
SP-320	49
Speakers	24, 25
SpectrAlert	26
SPH-15W	23
SRHKRLFIRE	26
SSM Series Fire Bells	27
STI-3150	28
STI-9604	17
Surge Suppression	48
Surrounds	45

T

T piece	40
Test magnet	44
TPS Cable	47
Trunk adaptor	40
Type E Probe	12

U

UniPoint Gas detector Controllers	34
Upload/Download cable	50
USB to RS232 Converter	50

UV/IR Flame detector	33
----------------------	----

V

VESDA/ASD Pipe	40
----------------	----

W

Warning sign face plate	29
White detector cover	16
White MCP	30
WIP Handset	20
WIP/BOX/IP66	20, 45
WSA-I/SL	29
WSA-O/SL	29
WSR-I	29
WSR-O	29

X

XCD Gas Detector	34
XP module mounting	46
XP-10M	19
XP-4	44
XP-6C	19
XP-6MA	19
XP-6R	19

Y

Y piece	40
Yellow MCP	30

Z

Zener barrier	48
Z728	48

[illegible]

[illegible]

For over **60 years**, NOTIFIER has been a **leader** in the fire alarm industry.

Today, we are the **largest** manufacturer of engineered fire alarm systems with over **400 distributors worldwide**, and regional support operations on **every continent** for the flexibility and options your business needs.

NOTIFIER – Fully Connected, Fully Protected.

Honeywell Security & Fire (Pacific)
Honeywell Ltd
9 Columbia Way
Norwest Business Park
BAULKHAM HILLS NSW 2153
Visit: www.notifier.com.au

Tel: 1300 234 234 (Australia)
Tel: +64 9 623 5050 (New Zealand)

DOC-10-009 – Rev. C

| informationguide2000

 **NOTIFIER**[®]
by Honeywell