

# THE PROMISE OF A HEALTHY BUILDING

Advanced Monitoring Platform for Smart Buildings

---

HEALTHY BUILDING DASHBOARD

---



# TAKE BUILDING HEALTH TO THE NEXT LEVEL

Finding ways to create and manage healthier and safer buildings has become paramount. Honeywell building management systems go beyond energy efficiency to help support the health, comfort, confidence and productivity of occupants.

The Honeywell Healthy Building Dashboard is customized to provide the ability to monitor the wellness of a building and its zones through intuitive graphic displays for building owners and occupants.

## FEATURES AND BENEFITS



Designed to help building owners meet the latest ASHRAE guidelines and standards.



Help occupants to understand the building's health status.



Monitor and analyze building data using Niagara platform (N4.3 and above).



Assist building owners to reassure occupants about the indoor environment.



Use wellness index analytics to take actions for a healthier building environment.



Use parameters and historic wellness data to improve building health.



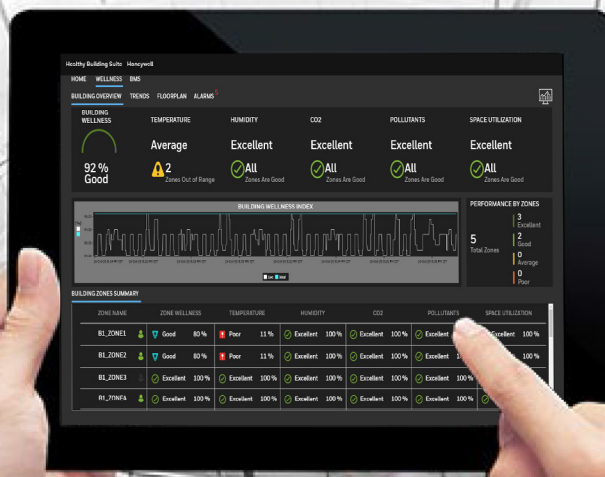
Based on HTML5 technology to allow users to view the dashboard in compatible web browsers.



Designed to use as a standard or customized solution with respect to sensors, inputs or desired theme.



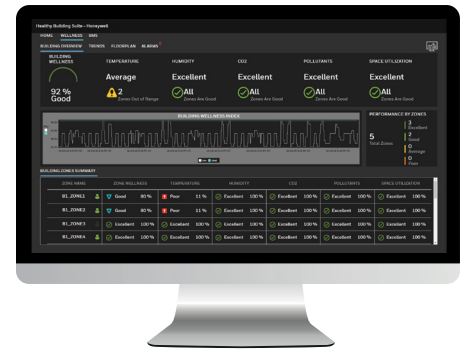
Gather inputs from multiple sensor output like Temperature, Humidity, and CO<sub>2</sub> to calculate the Healthy Buildings Score.



# KNOW IT'S SAFER SHOW IT'S SAFER

Honeywell's Healthy Buildings Dashboard is designed to use as a stand-alone or customized tool to fit a building owner's specific needs.

Clear graphic display information by zones to reassure occupants with visible, transparent data on the health of a building.



**Building Wellness Index:** Represents all parameters (sensors) of all zones in three ways.

- 1) Curve with varying color as per its value (Red to dark green: 0-100%)
- 2) Percentage or set value
- 3) Health grade: Poor, Average, Good, Excellent

Integration of **Building Management System (BMS)** with Healthy Building Dashboard to make necessary changes in BMS settings according to dashboard

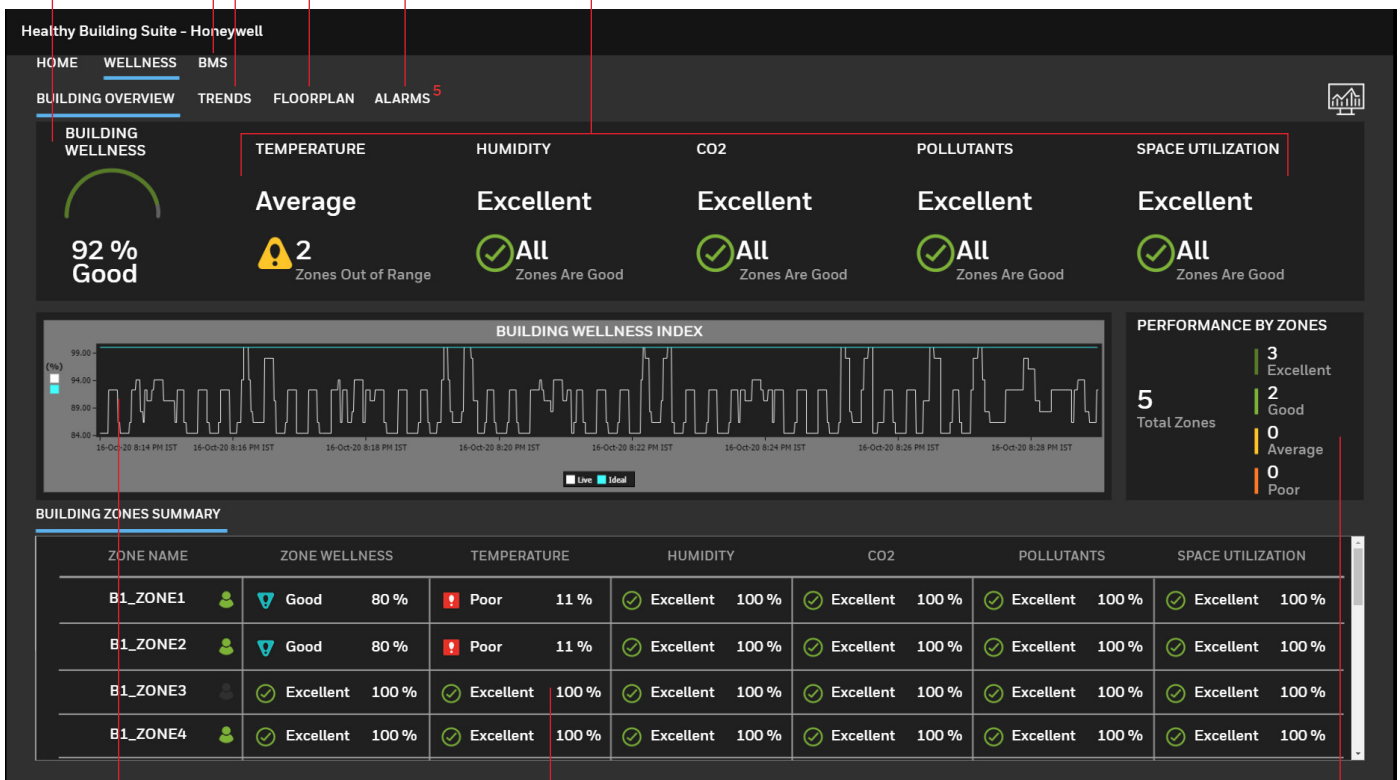
**TRENDS:** Historical analysis of each wellness index of building and zones to analyze the behavior of each zone and compare them with other zones.

**FLOOR PLAN:** Pictorial representation of each zone floor plan with combined Wellness Index Gradient and Thermal Gradient for quick visuals

**ALARMS:** Indicates Building Wellness Index which are not in range. Details of alarm can be emailed to building owners or facility managers to act quickly

**HEALTHY BUILDINGS SCORE:** Indicates values for parameters like Temperature (T), Humidity (H), CO<sub>2</sub>, Pollutants (PM<sub>2.5</sub>, TVOC) and Space Utilization are shown with:

- 1) Health grade: Poor, Average, Good, Excellent
- 2) Alarm/OK indication with varying color as per its value
- 3) Count of zones which are out of range

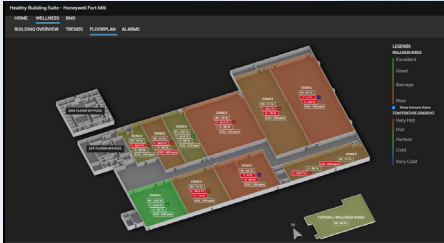


Live chart of Healthy Buildings Score to compare between ideal and live value of the wellness index

Zone level summary with zone performance can be quickly monitored and analyzed for all parameters

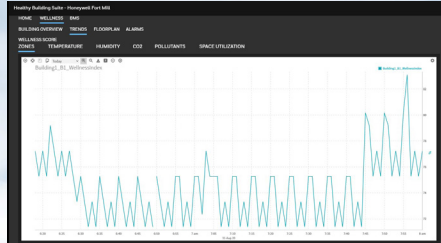
Total number of zones and their performance distribution to quickly identify how the zones are performing

# THE HONEYWELL RESPONSE TO A NEW NORMAL



## Zone-based calculation

Zones are areas with a number of rooms or corridors containing various sensors (T, H, CO<sub>2</sub>, PM<sub>2.5</sub>, TVOC and Space utilization). A pictorial presentation of each zone's floor plan with combined Wellness Index Gradient and Thermal Gradient allows quick decision making by the occupant and facility manager.



## Trends

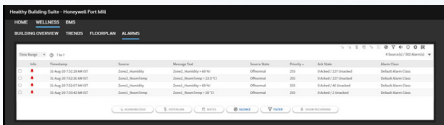
History or trends are associated with all parameter and wellness indices.

- Histories can be compared across zones by parameter.
- Actions can be taken based on historical data of any zone or any parameter.



## Applicable to all types of Buildings

Honeywell's Healthy Building Dashboard is compatible with all types of buildings with existing or new BMS, including commercial office buildings, K-12 schools, higher education, healthcare facilities, hospitality, airports, retail and more.



## Alarms:

- A wellness alarm class can be assigned to all parameters.
- All wellness related alarms can be viewed through a separate wellness console.



## Export:

Provisioned to print or export all charts and graphs to PDF and excel spreadsheet.

## For more information or to place an order

Contact your local sales representative.

## Honeywell Building Technologies

715 Peachtree St NE  
Atlanta, Georgia 30308  
[www.honeywell.com](http://www.honeywell.com)

31-00xxx | 01 | 01/21  
© 2021 Honeywell International Inc.

THE  
FUTURE  
IS  
WHAT  
WE  
MAKE IT

**Honeywell**